

Weatherly #148
27.76 (Traction)
September, 2012

Supersedes #908C
September, 2008



SCC

A Division of



PEERLESS
INDUSTRIAL GROUP

www.scc-chain.com

Peerless and SCC together to satisfy all of your Traction needs!

Peerless Chain, established as a manufacturer of tire chains in 1917 eventually expanded into hardware and industrial chain manufacturing as well as wire forms by the 1960's. Primarily known as a chain supplier to the local hardware and retail chain stores, the face of Peerless began to change with a number of acquisitions between 2004 and 2010. The addition of Weissenfels USA in March of 2004 and American Chain Company (ACCO) in July of 2006 significantly expanded the Peerless Overhead Lifting and Marine product offerings. The Overhead Lifting product offering was bolstered once again in December of 2010 with the acquisition of Letellier Material Handling Equipment (LMHE). LMHE is a manufacturer of custom lifting devices for the Overhead Lifting market.

The most recent addition to the Peerless Industrial Group took place in September of 2011 with the acquisition of Security Chain Company (SCC). SCC brings cutting-edge traction and cargo control products to our ever-increasing product offering. SCC is known for research and development of patented products like Super Z, QuikBinder, CargoGuard and many others. This research and development will continue into the future as the Peerless Industrial Group continues to be YOUR LINK TO QUALITY, STRENGTH AND SERVICE SINCE 1917.

TRACTION PRODUCT WARRANTY:

All winter traction products in this catalog are warranted free from defect in workmanship and material for one year from the date of delivery to user. Defective product may be returned to the manufacturer, freight prepaid, within 10 days of discovery of alleged defect. Inspection will be made to determine cause of failure. Chain determined to be defective will be repaired or replaced. Buyer shall not be entitled to recover any incidental or consequential damages. No compensation will be made for any labor claim, delays or damages incurred by using this product. Although this warranty gives you specific rights, you may have other legal rights which differ from state to state. For more information contact us at the address below.

**SPEEDS OVER 30MPH / 50Kmh, IMPROPER FIT OR IMPROPER
INSTALLATION VOID THIS WARRANTY**

CAUTION: All winter traction product crossmembers will wear out with extended use. Products can also break due to misfit, misapplication or misuse. If this should occur, stop immediately and repair or replace product. If these cautions are ignored, Peerless Industrial Group and its distributors are not responsible for injury or vehicle damage. Manufacturer will not warranty alloy wheels or wheel covers damaged by chains or chain tighteners.

WARRANTY & CUSTOMER SERVICE INFORMATION:

Customer Service Dept.
P.O. Box 949
Clackamas, OR 97015-0949 U.S.A

**Weatherly #148
27.76 (Traction)
September, 2012**

Supersedes #908C
September, 2008

Table of Contents

Section 1

**Winter Traction Products
Cable Chain
4-17**

Section 2

**Winter Traction Products
Link Chain
18-49**

Section 3

**Winter Traction Products
Spare Parts
50-65**

Section 4


**Point of Purchase Materials,
Technical Information and
Index
66-72**



www.scc-chain.com


Our website contains a full line of tire chain, cable chain and accessory products ready to view and help find your tire size

Browse our website to learn more about our company, our products, download current literature and much more!



Cable Chain Traction Products

Z-Cable Products.....	4 - 15
Z-Product Information.....	4 - 5
Z®Chain.....	6 - 7
Super Z®6	8 - 9
Super Z®8	10 - 11
Super Z® Passenger Series	12
Super Z® Light Truck Series	13
Super Z® Truck Single.....	14
Super Z® Dual/Triple & OTR	15
Ladder-Style Cable Products.....	16 - 17
Radial Chain.....	16
Radial Chain LT.....	16
TA Truck Singles.....	16
TA Truck Duals.....	16



What is so important about a “Z” ?

For over a decade SCC has been selling a unique group of products under various "Z" trademarks. The "Z" was inspired by the Z-shaped crossmember pattern, but what the "Z" really stands for is reliability, performance, convenience and durability.

SCC was the first traction product company to combine the advantages of diagonal crossmembers, steel traction coils and a method of fastening and adjusting the "chain" so that there is no loss of traction at any point on the tire – and often no need to re-adjust the product after the initial installation.

“Z” products have these important advantages over other winter traction products:

- Easier installation and removal.
- Greater durability and lower potential for vehicle damage.
- Superior starting, stopping and cornering performance.
- Lower operating space requirements around drive tires.
- Greater compatibility with electronic “Traction Management Systems” (ABS, 4WD & AWD).



“Z” traction product for every winter traction need:

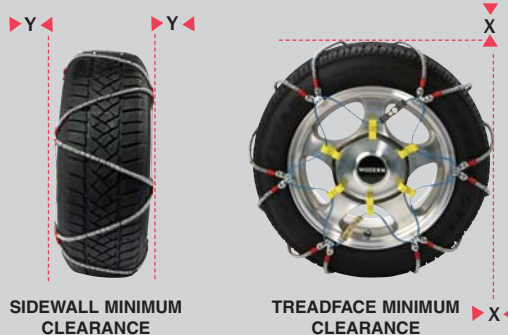
- **Z[®]-CHAIN** for police, fire, ambulance as well as other high-performance users. Available to fit most car, pickup and SUV tire sizes.
- **SUPER Z[®]700 series** with the same advantages as Super Z Passenger but designed for use on pickups and SUVs.
- **SUPER Z[®]6**, our newest product for cars, pickups and SUVs – able to operate in drive tire clearances as low as 6 mm (1/4”).
- **SUPER Z[®]300 series** for simple installation and excellent durability on passenger car tires.
- **SUPER Z[®]** for commercial trucks, buses, graders and other industrial applications. Available in single, widebase (super single) and dual-tire versions.
- **SUPER Z[®]8**, our newest product for new, larger SUV tires and small to medium commercial vehicles - able to operate in drive tire clearances as low as 8 mm (5/16”).

“Z” products are easily the most recognized in the traction industry. They’re aggressive, easier to use and longer-lasting than other traction products, and they have proven it from California to Bosnia.

S.A.E. J1232-1980 DEFINITION:

Most newer vehicles manufactured since the late 80’s will have special clearance requirements. This generally refers to S.A.E. Class “S” clearance restrictions. SCC’s Z family of traction products for passenger cars and light duty trucks will meet or exceed these requirements.

The minimum clearances specified must be maintained around fenders, braces, suspension parts, strut housing, splash pans and fuel and brake lines. Tire size must be known to select a traction product of correct fit. For passenger car, pickup and SUV applications it is important to check the owner’s manual. The restricted wheel well clearances in most of today’s vehicles will require Class “S” products. Consumers must refer to their owner’s manual for information pertaining to their specific vehicle.



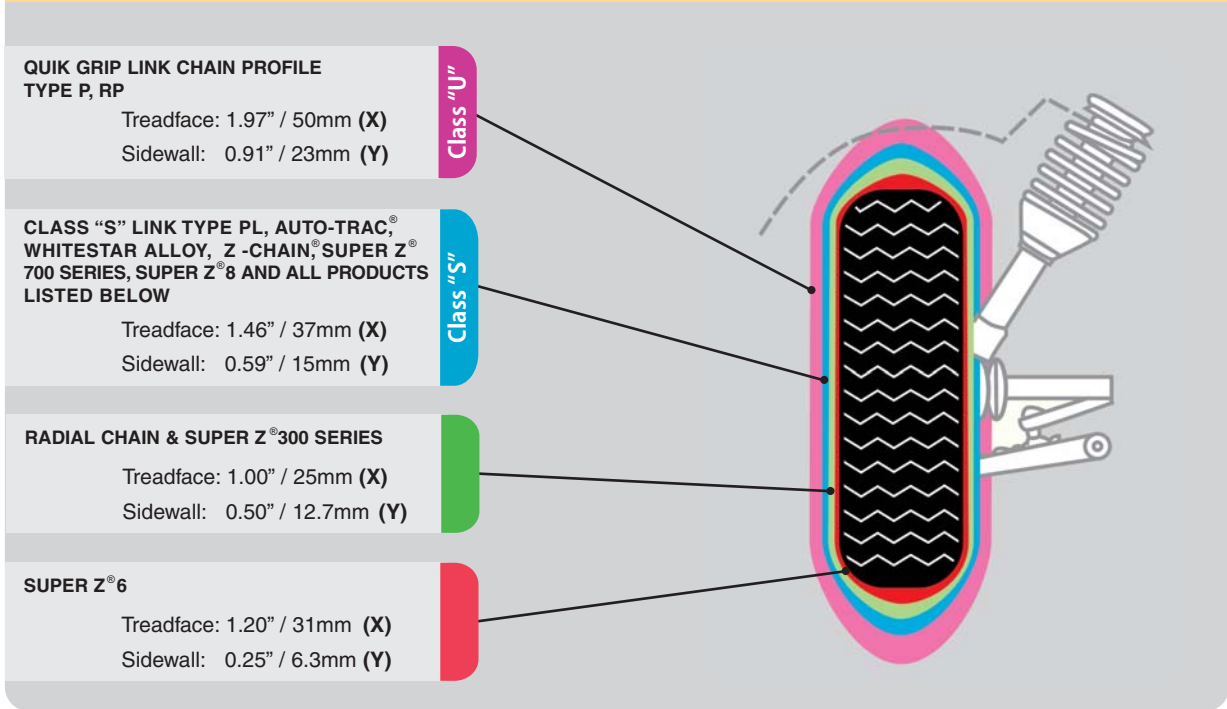
CLEARANCE DEFINITIONS:

Class "S" is the Society of Automotive Engineers' (SAE) definition for the least amount of space that should be provided around the drive tires of any vehicle to accommodate the use of a winter traction product. These different classes incorporate two different measurements: from the tread face of the tire to the nearest obstruction, and from the inside sidewall of the tire to the nearest obstruction.

Cable Chain

S.A.E. CLASS "S"	S.A.E. CLASS "U"	S.A.E. CLASS "W"
Cable chains or link chains for vehicles with restricted clearances.	Passenger tire chains that use light truck components, as well as some light truck chains.	Regular tire chains for vehicles with non-restricted wheel well clearances.

ILLUSTRATION OF S.A.E. CLEARANCE REQUIREMENTS & PRODUCT COMPARISON



PRODUCT CLEARANCE SPECIFICATIONS:

As you can see by the measurements shown below, many products fit in an even smaller space than required by S.A.E. Class "S". Class "S" requires 15mm (0.59") clearance from the sidewall and 37mm (1.46") clearance from the treadface.

PRODUCTS THAT MEET CLASS "S" REQUIREMENTS

Z® Chain (Z-539-Z-583); Super Z® (ZT729-ZT751); Auto-Trac® (0152005-0232805); Whitestar Alloy (WS1604-WS1707); Quik Grip (QG1114-QG1142)

PRODUCTS THAT EXCEED CLASS "S" REQUIREMENTS

(operate in low clearance areas around the sidewall and the treadface)

Super Z® 6 (SZ119-SZ451)
 Requires **6.3 mm (0.25")** clearance from the sidewall
 Requires **31.0 mm (1.20")** clearance at the treadface

Super Z® 8 (SZ462-SZ497)
 Requires **8.2 mm (0.32")** clearance from the sidewall
 Requires **35.0 mm (1.38")** clearance at the treadface

Super Z® (SZ315-SZ343); Radial Cable Chain (SC1014-SC1042);
 Requires **12.7 mm (0.50")** clearance from the sidewall
 Requires **25.0 mm (1.00")** clearance at the treadface



Z-CHAIN[®]

The choice of professional fleets everywhere!



Meets S.A.E. Class "S" clearance requirements for both passenger cars and light trucks.

Over the past decade Z[®]-Chain has become the winter traction product of choice for police, fire, ambulance and other professional fleets throughout North America. Z[®]-Chain's fast installation, aggressive traction performance and extreme durability simply out-class all other options.

- Manganese alloy crossmembers which offer superior all-around traction performance!
- Operates within the space limitations of Class "S" clearance requirements, even in light truck sizes.
- Fast, secure installation and removal.
- Z[®]-Chain doesn't require chain tighteners, so it is the perfect choice for customers with alloy or protruding wheels and wheel covers as chain tighteners can scratch these types of wheels.
- Low potential for damage to vehicle body and mechanical components, even when abused.



Included with each pair of chains:

Clear, illustrated step-by-step installation and removal instructions and gloves - all in a durable, re-usable nylon bag.

Z-CHAIN[®]

Extreme performance for high-end and professional applications

Z[®]-Chain is based on SCC's revolutionary "Z" design. Product updates made over the last few years have kept Z[®]-Chain as the premier cable traction product, both in performance and durability. The unique fastening system reduces fly-off, provides less road impact and greatly extends the life of the chain.

Z[®]-Chain was originally designed for police departments and emergency fleets, but with its high performance features, skiers and other demanding users have found Z[®]-Chain to be the best winter traction product available!

Z[®]-Chain's diagonal cross member pattern provides:

- Constant contact between the tire and road surface.
- Greater lateral traction for improved cornering and braking, in addition to starting and stopping traction.
- Maximum efficiency of anti-lock brakes (ABS), all-wheel drive (AWD) and other computer assisted traction/braking systems.

Chain tighteners SHOULD NOT be used.



Outside fastener



Inside fastener



Diagonal Crossmember

Z-Chain (Passenger & light truck)

Meets S.A.E. Class "S" Requirements

STOCK #	◆ Partial listing of tire sizes	Weight per pair (Lbs.)	Replacement Crossmember
Z-539	175/65-15, 185/55-15, 185/60-15, 185/65-15, 195/50-16, 195/55-16, 195/60-15, 205/50-16	10.75	Z-9380
Z-547	195/65-15, 205/50-17, 205/55-16, 205/60-16, 215/45-17, 215/45-18, 215/50-17, 225/45-17	11.50	Z-9384
Z-555	215/55-17, 215/60-16, 225/45-18, 225/50-17, 225/50-18, 225/55-17, 235/45-18, 245/40-19	12.00	Z-9388
Z-563	215/65-17, 215/70-16, 225/60-17, 235/50-18, 235/55-18, 235/60-17, 245/45-19, 285/35-19	12.00	Z-9388
Z-571	215/55-18, 225/60-18, 225/65-17, 235/50-19, 235/60-18, 235/65-17, 235/70-16, 235/75-15	12.25	Z-9390
Z-575	235/55-19, 245/45-20, 245/50-20, 245/65-17, LT245/70-17, LT245/75-16, 255/45-20, 265/70-16	12.25	Z-9394
Z-579	255/55-20, 255/70-18, 265/60-18, 265/65-17, 265/70-17, LT265/70-17, 265/75-16, 275/65-18	12.50	Z-9394
Z-583	LT255/75-17, 265/70-18, LT265/70-18, 275/55-20, 275/60-20, 275/70-18, 285/45-22, LT285/70-17	13.00	Z-9398

Packaged: 1 pair per bag / 4 pair per master carton

Order unit: Pair

◆ This is only a partial listing of tire size applications. For complete, up-to-date listings, please refer to our most current Winter Traction Product Tech Guide & Tire Size Directory, or visit www.scc-chain.com. Refer to vehicle owner's manual for any traction product limitations.

Super Z⁶® & Super Z⁸®

Big traction in a small space!



“Z” performance for vehicles with VERY limited operating clearance around the drive tires

Super Z⁶ and **Super Z⁸** are based on our Super Z[®] ideas, but with a couple of important differences. Super Z⁶ is the only steel traction product that can operate in drive tire clearances as low as 6 mm (1/4")! Super Z⁸ is the only steel traction product that can operate on many new, larger SUV tires and small to medium-sized commercial vehicles with drive tire clearances as low as 8 mm (5/16")! Both are even stronger and more durable than either Super Z[®] for passenger & light truck applications.

- Easy installation and removal with superb durability.
- Aggressive starting, stopping and cornering traction.
- Greater compatibility with electronic “Traction Management Systems” (ABS, 4WD & AWD).



Inside fastener



Outside fastener

Automotive designers are constantly trying to build vehicles with larger and more comfortable interior spaces and commercial vehicle designers are trying to make room for a larger payload. The easiest way to do this would be to just make bigger vehicles, but there are legal and practical limits on just how big they can get! So, clever designers first try to make sure there’s no existing space that’s not being used – like the space around a vehicle’s tires. In fact, designers have become so good at finding other uses for this space that there are now hundreds of vehicle models whose owner’s manuals warn “don’t use tire chains” or words to that effect.



Included with each pair of chains:

Clear, illustrated step-by-step installation and removal instructions, plastic gloves and one pair of rubber tensioners - all in a durable, re-usable nylon bag.

Super Z⁶ & Super Z⁸

The choice for very limited clearance applications

Limited clearance presents a problem for those who own these vehicles and who also need to use winter traction products, but SCC is proud to announce that the problem is solved! Super Z⁶ and Super Z⁸ are made for these vehicles – designed to operate in the smallest possible space – and designed to have all the other “Z” product advantages.



Cable Chain

Chain tighteners ARE required and included.

Super Z⁶ (Passenger, Pickup & SUV)

Meets S.A.E. Class “S” Requirements

STOCK #	◆Partial listing of tire sizes	Weight per pair (Lbs.)
SZ119	175/55-16, 175/60-15, 175/65-15, 175/70-14, 185/55-15, 185/60-14, 185/65-14, 195/50-15	8.00
SZ123	185/55-16, 185/60-15, 185/65-15, 195/50-16, 195/55-15, 195/55-16, 205/45-16, 225/35-19	8.50
SZ127	195/60-15, 195/70-14, 205/40-18, 205/45-17, 205/50-16, 205/55-15, 215/40-17, 225/55-14	8.50
SZ129	185/65-16, 195/60-16, 195/65-15, 195/70-15, 195/75-14, 205/55-17, 205/65-15, 205/70-14	8.70
SZ131	205/50-17, 205/55-16, 205/60-15, 205/60-16, 215/45-17, 215/45-18, 215/55-16, 245/40-17	9.00
SZ133	215/50-17, 215/55-15, 225/40-17, 225/40-18, 225/45-16, 225/45-17, 225/55-15, 225/60-15	9.00
SZ135	205/65-16, 205/70-15, 205/70-16, 205/75-15, 215/55-17, 215/60-16, 215/65-16, 215/70-15	9.50
SZ137	225/45-18, 225/50-17, 225/55-16, 235/40-18, 235/45-17, 235/50-16, 245/45-17, 215/55-18	9.50
SZ139	215/60-17, 215/65-17, 215/70-16, 225/50-18, 225/55-17, 225/60-17, 235/45-18, 255/40-17	9.50
SZ143	225/65-17, 235/50-18, 235/55-17, 235/55-18, 235/60-17, 245/45-18, 245/45-19, 255/40-19	9.70
SZ429	225/60-18, 235/50-19, 235/55-19, 235/60-18, 235/65-17, 235/70-16, 245/45-20, 255/45-20	10.00
SZ435	235/65-18, 245/50-20, 245/55-19, 245/60-18, 245/65-17, 245/70-17, LT245/70-17, 275/40-20	10.30
SZ441	245/60-20, 245/75-16, LT245/75-16, LT245/75-17, 265/60-18, 265/65-17, 265/70-16, 275/45-20	11.00
SZ447	LT235/80-17, 255/55-20, 255/70-18, 265/50-20, 265/65-18, 265/70-17, LT265/70-17, 265/75-16	11.50
SZ451	LT255/75-17, 265/70-18, LT265/70-18, 275/55-20, 275/60-20, 275/65-18, LT275/65-18, 285/45-22	11.50

Packaged: 1 pair per bag / 4 pair per master carton

Order unit: Pair

Super Z⁸ (Larger SUVs, small/medium commercial vehicles under 20,000 Lbs. GVW)

Meets S.A.E. Class “S” Requirements

STOCK #	◆Partial listing of tire sizes	Weight per pair (Lbs.)
SZ462	8.25-15TR, 245/70-19.5, 245/75-19.5, 255/70-19.5, 275/70-18, LT275/70-18, LT285/70-17, 305/70-16	18.60
SZ468	9.00-15TR, 9.5-17.5, 255/60-22.5, 265/70-19.5, LT265/85-16, LT275/65-20, 285/65-18, LT295/75-17	19.65
SZ474	33x12.50-15LT, 33x12.50-17, 33x12.50-20, 295/70-17, 305/60-18, LT305/65-17, 315/70-16, 325/50-20	19.65
SZ480	33x13.50-15LT, 36x14-15LT, 36x14.50-15LT, 36x14.50-16.5LT, 36x15.50-15LT, 355/65-15	21.75
SZ486	10.00-15TR, 245/70-22.5, 285/70-19.5, LT295/65-18, LT305/65-18, 305/70-17, 315/75-16, 315/75-17	21.40
SZ492	8.25-20, 9-22.5, 245/75-22.5, 255/75-22.5, 295/75-17.5, 305/70-18, LT315/70-17, 325/65-18	21.55
SZ497	7.00-20, 10-17.5, 225/70-22.5, 255/70-22.5, 265/75-19.5, 275/70-19.5, 295/70-19.5, LT305/85-16	18.75

Packaged: 1 pair per bag / 2 pair per master carton

Order unit: Pair

◆ This is only a partial listing of tire size applications. For complete, up-to-date listings, please refer to our most current Winter Traction Product Tech Guide & Tire Size Directory, or visit www.scc-chain.com. Refer to vehicle owner's manual for any traction product limitations.

SUPER Z[®]



“Z” Performance at a moderate price.

Super Z[®] (SZ300 series) is designed to meet the traction product needs of the everyday consumer and is available to fit most passenger car tire sizes. Super Z[®] is typically merchandised using a unique display tire and stand, offering potential buyers an opportunity to see the product and to try its installation system before buying. Super Z[®] offers a unique combination of performance and convenience features for every user.

- The fastest, easiest installation of any traction product, with included rubber tighteners.
- Better all-around traction performance than conventional cable or link tire chains.
- Traction coils provide greater durability than conventional cable or link tire chains.
- Better compatibility with anti-lock brakes, traction control, all-wheel drive and other electronically monitored control systems.
- Meets the requirements of S.A.E Class “S” operating clearances.
- Low potential for damage to vehicle body and mechanical components, even when abused.



Inside fastener

Chain tighteners ARE required and included.

Super Z[®] (Passenger)

Meets S.A.E. Class “S” Requirements

STOCK #	◆ Partial listing of tire sizes	Weight per pair (Lbs.)	Replacement Crossmember
SZ315	145/65-15, 155/80-13, 165/60-15, 165/65-14, 165/70-14, 165/80-12, 175/55-15, 175/70-13	8.30	SZ1334
SZ319	175/55-16, 175/60-15, 175/65-15, 175/70-14, 185/55-15, 185/60-14, 185/65-14, 195/50-15	9.00	SZ1336
SZ323	185/55-16, 185/60-15, 185/65-15, 195/50-16, 195/55-15, 195/55-16, 205/45-16, 225/35-19	9.10	SZ1338
SZ327	195/60-15, 195/70-14, 205/40-18, 205/45-17, 205/50-16, 205/55-15, 215/40-17, 225/55-14	9.10	SZ1338
SZ329	185/65-16, 195/60-16, 195/65-15, 195/70-15, 195/75-14, 205/55-17, 205/65-15, 205/70-14	10.00	SZ1338
SZ331	205/50-17, 205/55-16, 205/60-15, 205/60-16, 215/45-17, 215/45-18, 215/50-17, 215/55-16	10.00	SZ1340
SZ335	205/65-16, 205/70-15, 205/70-16, 215/55-17, 215/60-16, 215/65-16, 215/70-15, 225/50-17	10.10	SZ1342
SZ339	215/55-18, 215/60-17, 215/65-17, 215/70-16, 225/50-18, 225/55-17, 225/60-17, 235/45-18	10.80	SZ1342
SZ343	225/65-17, 235/50-18, 235/55-17, 235/55-18, 235/60-17, 245/45-19, 255/40-19, 285/35-19	11.10	SZ1344

Packaged: 1 pair per box / 6 pair per master carton

Order unit: Pair

◆ This is only a partial listing of tire size applications. For complete, up-to-date listings, please refer to our most current Winter Traction Product Tech Guide & Tire Size Directory, or visit www.scc-chain.com. Refer to vehicle owner’s manual for any traction product limitations.

SUPER Z[®]

Cable Chain



"Z" Performance for light trucks, SUVs and 4x4s at a moderate price.

Super Z[®] (ZT700 series) is Super Z's SZ300 series companion product for sport utility vehicles and pickups. The design is the same as Super Z's SZ300 series, but features larger and tougher components. This product also features the same "designed-in" rubber tightener as the SZ300 series so there is no need to stop and retighten. Super Z[®] covers the majority of light truck tires with only five stock numbers.

- Fastest, easiest installation of any traction product with included rubber tighteners.
- Super Z[®] meets Class "S" clearance requirements for vehicles with limited or low clearance.
- Better compatibility with anti-lock brakes, traction control, all-wheel drive and other electronically monitored control systems.
- Super Z's plastic package includes a pair of rubber tighteners, step-by-step installation & removal instructions and plastic gloves.

Chain tighteners ARE required and included.

Super Z[®] (Pickup & SUV)

Meets S.A.E. Class "S" Requirements

STOCK #	◆ Partial listing of tire sizes	Weight per pair (Lbs.)	Replacement Crossmember
ZT729	225/60-18, 235/55-19, 235/60-18, 235/65-17, 235/70-16, 235/75-15, 245/45-20, 255/45-20	13.25	ZT1742
ZT735	235/65-18, 245/50-20, 245/55-19, 245/60-18, 245/65-17, 245/70-17, LT245/70-17, 275/40-20	13.50	ZT1742
ZT741	245/60-20, 245/75-16, LT245/75-16, LT245/75-17, 265/60-18, 265/65-17, 265/70-16, 275/45-20	14.00	ZT1744
ZT747	LT235/80-17, 255/55-20, 255/70-18, 265/50-20, 265/65-18, 265/70-17, LT265/70-17, 265/75-16	14.75	ZT1746
ZT751	LT255/75-17, 265/70-18, LT265/70-18, 275/55-20, 275/60-20, 275/65-18, LT275/65-18, 285/45-22	14.50	ZT1746

Packaged: 1 pair per box / 4 pair per master carton

Order unit: Pair

◆ This is only a partial listing of tire size applications. For complete, up-to-date listings, please refer to our most current Winter Traction Product Tech Guide & Tire Size Directory, or visit www.scc-chain.com. Refer to vehicle owner's manual for any traction product limitations.

IMPORTANT INFORMATION FOR PICKUPS, SUVs & 4x4s:

Many western states and Canadian provinces have mountain passes and roadways where the possession and use of winter traction devices are required by law, regardless of vehicle type, under certain winter conditions. A failure to comply with these requirements can result in fines and/or other penalties imposed by local authorities. For current, up-to-date information regarding chain laws, restrictions and regulations, as well as the most complete tire size application listing, refer to SCC's Winter Traction Tech Guide and Tire Size Directory or visit www.scc-chain.com

Many pickups and sport utility vehicles have restricted clearances around the drive tires. Vehicle manufacturers recommend using only traction products that meet S.A.E Class "S" clearance specifications. Super Z6[®], Super Z8[®], Super Z[®] & Z-Chain[®] are the only SCC light truck cable brands that meet these requirements.

Traditional link chain will not meet the minimum clearance requirements.



CAUTION: When chaining up one axle of a four wheel drive vehicle, always check the owner's manual for the manufacturers recommendation as to which axle to chain up.

SUPER Z[®]



Extreme "Z" performance for commercial & OTR applications

Super Z[®] is designed with commercial users in mind. Super Z comes in sizes to fit commercial highway and traction tires, as well as many specialized tire applications. Manganese Alloy traction coils (0.67" diameter) give superior traction performance compared to conventional cable or link tire chains. **For vehicles under 20,000 Lbs. GVW use Super Z[®] 8 (see page 10).**

- Greater durability and weight savings of at least 20% compared to conventional "link" tire chains.
- Approved by CalTrans under minimum chain-up requirements over I-80 at Donner Pass.
- Superior compatibility with anti-lock brakes and other electronically monitored control systems.
- Low potential for damage to vehicle body and mechanical components, even when abused.
- Fast, easy installation, in comparison to any other winter traction product for trucks or buses.



Inside fastener

Chain tighteners ARE required and included.

Super Z[®] (Truck single)

STOCK #	◆Partial listing of tire sizes	Weight per pair (Lbs.)	Replacement Crossmember
* ZT835	8.25-15TR, 245/70-19.5, 245/75-19.5, 275/50-22, LT275/65-20, 275/70-18, LT275/70-18, LT285/75-16	35.10	ZT8259
* ZT837	9.00-15TR, 255/60-22.5, 265/70-19.5, 265/75-19.5, 275/70-19.5, 285/65-18, 305/70-16, 310/70-15	37.00	ZT8261
* ZT841	33x12.50-15LT, 33x12.50-16, 33x12.50-17, 33x12.50-20, 295/70-17, 305/60-18, LT305/65-17, 315/70-16	36.80	ZT8261
* ZT853	10.00-15TR, 245/70-22.5, 285/70-19.5, 295/70-19.5, 305/70-17, LT305/85-16, 315/75-16, 315/75-17	36.65	ZT8263
* ZT859	8.25-20, 9-22.5, 235/80-22.5, 245/75-22.5, 245/80-22.5, 255/70-22.5, 295/60-22.5, LT315/70-17	38.50	ZT8263
ZT865	7.50-22.5, 8.25-22.5, 255/80-22.5, 265/75-22.5, 305/65-20, 315/60-22	38.10	ZT8263
ZT869	9.00-20, 10-22.5, 265/70-22.5, 275/70-22.5, 285/65-22.5	38.35	ZT8263
ZT877	10.00/90-20, 275/75-22.5, 285/75-22.5, 295/70-22.5	39.50	ZT8265
ZT881	10.00-20, 11-22.5, 275/80-22.5, 285/75-24.5, 285/80-22.5, 285/80-24.5, 295/70-22.5, 295/75-22.5	38.80	ZT8263
ZT887	10.00-22, 11.00-20, 11-24.5, 11.50-20, 12-22.5, 305/75-24.5, 315/80-22.5, 320/75-24	39.25	ZT8265
ZT891	11.00-22, 11.00-24, 12.00-20, 12.5-24.5, 12.75-22.5, 13-22.5	42.45	ZT8267
ZT892	14/80-20, 305/85-22.5, 365/70-22.5, 365/80-20, 385/65-22.5, 400/70-20	40.60	ZT8267
ZT896	16.5-22.5, 425/55-22.5, 425/65-22.5, 445/65-19.5	48.25	ZT8275
ZT897	38x18.00-20NHS, 445/50-22.5, 455/50-22.5	43.65	ZT8269
ZT898	395/85-20	48.00	ZT8283
ZT899	425/70-22.5, 455/55-22.5	44.50	ZT8277

Packaged: 1 pair per box / 2 pair per master carton

* NOTE: These tire sizes are also available in Super Z8 style, see pg. 10

Order unit: Pair

◆ This is only a partial listing of tire size applications. For complete, up-to-date listings, please refer to our most current Winter Traction Product Tech Guide & Tire Size Directory, or visit www.scc-chain.com. Refer to vehicle owner's manual for any traction product limitations.

Super Z[®] OTR (Singles for commercial and OTR applications)

Chain tighteners ARE required and included.

STOCK #	◆Partial listing of tire sizes	Weight per pair (Lbs.)	Replacement Crossmember
ZT-118	45/65-22.5	51.00	ZT8265
ZT-132	12.4-32, 14.00-20 GRADER, 14.00-24 GRADER, 14.9-26, 15.5-25, 385/95-24, 385/95-25	40.30	ZT1532
ZT-141	16.00-20 GRADER, 16.00-21 GRADER	47.60	ZT1541
ZT-143	16.00-24 GRADER, 16.00-25 GRADER, 445/95-25	47.60	ZT1543
ZT-145	18.00-25, 480/70-34, 505/95-25, 520/70-34	52.60	ZT1545

Packaged: 1/2 pair per box / 1 pair per master carton

Order unit: Pair

SUPER Z[®] Dual/Triple

with QuikDraw[™] tensioning



Extreme performance for dual/triple applications

Super Z's patented QuikDraw[™] tensioning eliminates the need for any tightening tools or additional tensioners. Its one-piece design allows for fast, easy installation.

Chain tighteners SHOULD NOT be used.

- Manganese Alloy traction coils (0.67" diameter) give superior traction performance.
- Greater durability and weight savings of at least 30% compared to conventional "link" tire chains.
- Superior compatibility with anti-lock brakes and other electronically monitored control systems.
- Low potential for damage to vehicle body and mechanical components, even when abused.



QuikDraw[™] center rail tensioner



Outside fastener



Inside fastener

Super Z[®] Dual/Triple (with QuikDraw[™] Tensioning)

STOCK #	◆Partial listing of tire sizes	Weight per pair (Lbs.)	Replacement Crossmember
ZT948	9.00-15TR, 10-17.5, 11-17.5, 265/75-19.5, 275/70-19.5, 285/70-19.5, 285/85-17, 295/75-18	53.00	ZT9932
ZT956	7.50-20, 10.00-15TR, 235/80-22.5, 245/75-22.5, 245/80-22.5, 255/70-22.5, 265/70-22.5, 275/70-22.5	55.00	ZT9933
ZT962	7.50-22.5, 8.25-20, 8.25-22.5, 9-22.5, 255/80-22.5, 265/75-22.5, 275/75-22.5, 285/75-22.5	58.00	ZT9934
ZT970	9.00-20, 10-22.5, 10.00/90-20, 275/80-22.5, 285/70-24.5, 295/75-22.5, 315/70-22.5	60.00	ZT9935
ZT982	10.00-20, 11-22.5, 275/80-24.5, 285/75-24.5, 285/80-22.5, 285/80-24.5, 295/80-22.5, 305/75-24.5	62.00	ZT9935
ZT990	10.00-22, 11.00-20, 11-24.5, 11.50-20, 12-22.5, 12.75-22.5, 305/85-22.5, 315/80-22.5	65.00	ZT9936

Packaged: 1/2 pair per box / 1 pair per master carton

Order unit: Pair

◆ This is only a partial listing of tire size applications. For complete, up-to-date listings, please refer to our most current Winter Traction Product Tech Guide & Tire Size Directory, or visit www.scc-chain.com. Refer to vehicle owner's manual for any traction product limitations.



The "original" cable chain for cars & light trucks

Radial Chain was originally conceived to save sidewall wear on radial tires and was the first brand name in "cable chain" winter traction products. Its consumer friendly features caused a revolution in winter traction, and it's still recognized as a market leader.

Radial Chain LT is today's basic product for the pickup, van & recreational vehicle market. Radial Chain LT can be installed in minutes and removed easily. Radial Chain and Radial Chain LT utilize an all-metal fastening system.



Chain tighteners SHOULD NOT be used.

- Simple mounting and removal due to its low weight.
- Improved starting, stopping and cornering performance.
- All-steel construction for long service life and smooth ride.
- Low operating space requirements around drive tires for passenger sizes.

Radial Chain (Passenger)

✓ Meets S.A.E. Class "S" Requirements

STOCK #	◆ Partial listing of tire sizes	Weight per pair (Lbs.)
SC1014	145/65-15, 155-13, 155/60-15, 155/80-12, 155/80-13, 165/65-13, 165/65-14, 165/70-13	4.40
SC1018	155-15, 165/60-15, 165/65-15, 165/70-14, 165/75-14, 165/80-13, 165/80-14, 175/55-15	4.90
SC1022	6-14, 6.00-14LT, 7.00-13, 165-15, 165/80-15, 175/75-16	5.00
SC1026	175/60-16, 175/65-15, 185/55-16, 185/60-15, 185/65-14, 185/65-15, 195/50-15, 195/50-16	5.10
SC1030	185/65-16, 195/55-16, 195/60-15, 195/60-16, 195/65-15, 195/70-14, 195/70-15, 195/75-14	5.50
SC1032	205/50-16, 205/50-17, 205/55-16, 205/60-16, 215/45-17, 215/45-18, 215/50-17, 215/55-16	5.40
SC1034	205/55-17, 205/65-16, 205/70-15, 205/70-16, 205/75-15, 215/55-17, 215/60-16, 215/65-15	5.90
SC1036	225/40-18, 225/40-19, 225/45-17, 225/45-18, 225/50-17, 225/50-18, 235/40-18, 245/40-18	6.20
SC1038	215/55-18, 215/60-17, 215/65-16, 215/70-15, 225/55-17, 225/60-16, 225/60-17, 225/65-16	6.20
SC1040	235/45-18, 235/50-18, 235/55-17, 235/55-18, 235/60-17, 245/40-19, 245/45-18, 215/65-17	6.45
SC1042	215/70-16, 225/65-17, 225/70-16, 245/45-19, 255/40-19, 255/45-18, 255/45-19, 255/40-17	9.70

Packaged: 1 pair per box / 6 pair per master carton

Order unit: Pair

Radial Chain LT (Light truck)

✗ DOES NOT Meet S.A.E. Class "S" Requirements

STOCK #	◆ Partial Listing of tire sizes	Weight per pair (Lbs.)
TC2111MM	225/55-18, 225/60-18, 225/65-17, LT225/75-16, 235/55-19, 235/65-17, 235/70-16, 235/75-15	10.80
TC2212MM	235/60-18, 235/75-16, 235/75-17, 245/50-19, 245/55-18, 245/65-17, 245/70-17, LT245/70-17	11.50
TC2512MM	LT235/80-17, 245/75-16, LT245/75-16, LT245/75-17, 255/65-18, 265/70-17, LT265/70-17, 265/75-16	12.70

Packaged: 1 pair per box / 4 pair per master carton

Order unit: Pair

◆ This is only a partial listing of tire size applications. For complete, up-to-date listings, please refer to our most current Winter Traction Product Tech Guide & Tire Size Directory, or visit www.scc-chain.com. Refer to vehicle owner's manual for any traction product limitations.

ALLOY RADIAL CHAIN®



Cable Chain

Alloy Radial Chain is updated ladder style cable chain for commercial applications.

“TA” Alloy Radial Chain is a familiar looking product with a few unique features.

- Manganese Alloy traction coils (0.525” diameter) provide superior traction, durability and weight savings of at least 50% compared to conventional “link” tire chains.
- The crossmember eyelets allow for easy replacement of worn crossmembers without any special tools. For fleet use, a repair tool kit is available (see page 61).
- Features a quick and easy link-style fastening system with an “over-center” latch for easier installation and adjustment.



Alloy Radial Chain’s package for single and dual applications includes illustrated installation and removal instructions.



Outside fastener



Inside fastener

Alloy Radial Chain (Truck singles)

Chain tighteners **SHOULD NOT** be used.

STOCK #	◆Partial listing of tire sizes	Weight per pair (Lbs.)	Replacement Crossmember
TA1939	8.25-20, 9-22.5, 37x11.50-15LT, 235/80-22.5, 245/80-22.5, 255/70-22.5, 255/75-22.5	20.00	TC8611
TA1941	9.00-20, 10-22.5	21.00	TC8611
TA1943	275/75-22.5, 275/80-22.5, 285/70-24.5, 285/75-22.5, 295/70-22.5, 295/75-22.5	22.50	TC8615
TA1945	10.00-20, 11-22.5, 13/80-20, 305/70-22.5, 315/70-22.5	22.25	TC8619
TA1947	11.5-22.5, 275/80-24.5, 285/75-24.5, 295/75-24.5, 305/80-22.5	23.00	TC8623
TA1949	10.00-22, 11-24.5, 12.75-22.5, 315/80-22.5	23.20	TC8623
TA1951	11.00-20, 11.50-20, 12-22.5, 12.5-22.5, 285/80-22.5, 285/80-24.5, 295/80-22.5, 320/75-24	25.00	TC8627

Packaged: 1 pair per box / 4 pair per master carton

Order unit: Pair

Alloy Radial Chain (Super singles & wide base)

Chain tighteners **ARE** recommended and included.

STOCK #	◆Partial listing of tire sizes	Weight per pair (Lbs.)	Replacement Crossmember
TA2069	38x18.00-20NHS, 445/50-22.5, 455/50-22.5, 455/55-22.5	30.00	TC8639
TA2071	16.5-22.5, 425/55-22.5, 425/65-22.5, 425/70-22.5, 445/65-19.5	28.50	TC8637

Packaged: 1/2 pair per box / 2 pair per master carton

Order unit: Pair

Alloy Radial Chain (Truck duals)


Chain tighteners **ARE** required and included.

STOCK #	◆Partial listing of tire sizes	Weight per pair (Lbs.)	Replacement Crossmember
TA3939	8.25-20, 9-22.5, 37x11.50-15LT, 235/80-22.5, 245/80-22.5, 255/70-22.5, 255/75-22.5	32.90	TC8754
TA3941	9.00-20, 10-22.5	34.50	TC8754
TA3943	275/75-22.5, 275/80-22.5, 285/70-24.5, 285/75-22.5, 295/70-22.5, 295/75-22.5	37.00	TC8758
TA3945	10.00-20, 11-22.5, 13/80-20, 305/70-22.5, 315/70-22.5	37.80	TC8762
TA3947	11.5-22.5, 275/80-24.5, 285/75-24.5, 295/75-24.5, 305/80-22.5	38.60	TC8766
TA3949	10.00-22, 11-24.5, 12.75-22.5, 315/80-22.5	40.20	TC8770

Packaged: 1/2 pair per box / 2 pair per master carton

Order unit: Pair

◆ This is only a partial listing of tire size applications. For complete, up-to-date listings, please refer to our most current Winter Traction Product Tech Guide & Tire Size Directory, or visit www.scc-chain.com. Refer to vehicle owner’s manual for any traction product limitations.



Link Chain Traction Products

DIAMOND STYLE PRODUCTS

Auto-Trac.....	20-21
Whitestar & Whitestar LT....	22-23
Diamond Blue.....	32

LADDER STYLE PRODUCTS

Passenger.....	24
Light Truck.....	25-29
Alloy Light Truck.....	26
LT Mud Service, Singles/Duals	30
Alloy Truck, Single/Duals.....	33
Truck Singles.....	34-36
Mud Service Singles (domestic & import).....	37
Truck Duals.....	37-39

Mud Service Dual (domestic & import).....	39-40
Emergency Unit Chain.....	40
Studded Chain Singles/Duals	41
Garden Tractor/Snow blower/ATV.....	49
Skid Steer/Wide Base Mud Service.....	42
Forklift.....	42

Grader/ OTR (domestic & import).....	43
Tractor (domestic & import)..	44-45
Tractor - <i>build your own</i> (domestic).....	48

H PATTERN PRODUCTS

Tractor (domestic & import)..	46-47
Tractor - <i>build your own</i> (domestic).....	49

Auto-Trac®

Self Tightening Traction Chain

For passenger car and light truck applications

Auto-Trac® can be installed without moving (or jacking up) the vehicle! The patented, ratcheting tightening system automatically tightens the chain while driving. Just connect the inside cable, attach the two outside self-tighteners and drive! No additional chain tighteners are necessary or recommended.

Auto-Trac® will meet Class "S" clearance requirements on SUVs and pickup trucks, as well as normal passenger cars (matching the capabilities of most of our "Z" cable products). This is possible because of a highly effective, patented tensioning system.

Auto-Trac® cross member links are made of manganese alloy steel, allowing them to be shorter, narrower and lighter than conventional cross members. This reduces "fly-off" during operation and provides more gripping points. The low-mass "D" cross section of the links also contributes to longer wear because the impact of the cross members on the road surface is reduced and the surface area contacting the road is increased.



Self-tightening ratchet



Link Chain



The Auto-Trac® advantage: It automatically adjusts and tightens while you drive!

To summarize, here are Auto-Trac's highlights:

- Meets Class "S" clearance requirements, even in light truck sizes.
- Easy installation and removal, with no need to move the vehicle and no need to manually re-tighten after installation.
- Better all-around traction performance and a smoother ride than conventional traction products.
- Best durability of any link-style chain for cars and light trucks.
- Auto-Trac® provides excellent compatibility with ABS and traction control systems.
- Convenient nylon carrying/storage case.

Covered by U.S. and international patents

Chain tighteners ARE NOT NEEDED.

Auto-Trac® (Passenger)

Meets S.A.E. Class "S" Requirements

STOCK #	◆Partial listing of tire sizes										Weight per pair (Lbs.)	
0152005	175/55-15	175/65-13	175/65-14	175/80-12	185/50-15	185/50-16	185/60-14	185/65-13	195/60-13	205/50-14	9.00	
0152505	175/70-14	185/55-15	185/60-15	185/65-14	195/55-14	195/55-15	195/60-14	195/65-13	205/50-15	205/55-14	9.00	
0153005	175/65-15	185/55-16	185/65-15	185/80-13	195/50-16	195/60-15	195/65-14	205/50-16	205/60-14	215/50-15	9.00	
0153505	195/55-16	195/60-16	195/65-15	195/70-14	195/75-14	205/40-18	205/45-17	205/55-15	205/60-15	205/65-14	9.00	
0154005	195/75-15	205/50-17	205/55-16	205/55-17	205/60-16	205/65-15	205/70-14	215/45-17	215/50-17	215/60-15	10.00	
0154505	205/65-16	205/70-15	215/55-16	215/60-16	215/65-15	225/50-17	225/45-18	225/50-16	225/70-14	235/45-17	235/45-18	10.00
0154705	205/75-15	225/55-16	225/60-15	235/40-18	235/55-16	245/35-18	245/40-17	255/30-19	255/35-18		11.00	
0155005	215/55-18	215/65-16	215/65-17	215/70-15	215/70-16	225/55-18	225/60-16	245/45-19	245/45-20	255/45-18	11.00	
0155305	215/55-17	215/60-17	225/50-18	225/55-17	235/60-16	245/40-19	245/45-18	245/50-17	245/60-15		11.00	
0155505	225/45-19	225/60-17	225/65-16	225/65-17	225/70-15	225/70-16	235/50-18	235/55-18	235/60-17	235/65-16	12.00	

Packaged: 1 pair per bag / 4 pair per master carton

Order unit: Pair

Auto-Trac® (Light Truck & SUV)

Meets S.A.E. Class "S" Requirements

STOCK #	◆Partial listing of tire sizes										Weight per pair (Lbs.)	
0231705	215/80-16,	LT215/85-16,	LT225/75-17,	LT225/85-16							13.00	
0231805	225/55-19,	225/60-18,	LT225/75-16,	235/50-19,	235/55-17,	235/65-17,	235/70-16,	235/75-15,	LT235/75-15,	275/40-19,	285/35-20	14.00
0231905	225/75-16,	235/60-18,	235/75-16,	LT235/75-16,	235/80-16,	255/70-15,	275/60-15					14.00
0232105	31x10.50-15LT,	LT235/80-17,	245/60-20,	LT245/75-17,	255/55-20,	255/70-17,	265/40-22,	265/50-20,	265/60-18,	265/65-17,	275/45-20	14.00
0232405	235/55-19,	245/50-20,	245/55-19,	245/60-18,	245/65-17,	245/70-17,	LT245/70-17,	245/75-16,	LT245/75-16,	255/45-20,	255/50-20	14.00
0232605	245/70-19.5,	255/75-17,	LT255/75-17,	265/70-16,	265/70-17,	LT265/70-17,	265/75-15,	265/75-16,	LT265/75-16,	275/45-22		15.00
0232805	275/70-18,	LT275/65-18,	265/70-18,	LT265/70-18,	LT275/70-17,	LT285/70-17,	275/65-18,	275/60-20,	255/70-18,	275/55-20		16.00

Packaged: 1 pair per bag / 2 pair per master carton

Order unit: Pair

◆ This is only a partial listing of tire size applications. For complete, up-to-date listings, please refer to our most current Winter Traction Product Tech Guide & Tire Size Directory, or visit www.scc-chain.com. Refer to vehicle owner's manual for any traction product limitations.

WHITESTAR

For passenger and light truck applications



Link Chain

Whitestar Alloy™ is a link-style, diamond-pattern tire chain that operates in a limited space and offers outstanding traction performance. Whitestar Alloy™ can be installed without moving (or jacking up) the vehicle!

- Whitestar Alloy meets Class "S" requirements for passenger car and light truck sizes.
- Better, all-around traction performance than conventional link chains.
- Cross chains are constructed of manganese alloy steel and have an attractive yellow zinc finish.
- Superior durability compared to any conventional link-style product.
- Whitestar Alloy offers a smooth ride and excellent compatibility with ABS and traction control systems.

Included with each pair of chains:

Waterproof, illustrated, step-by-step installation and removal instructions, plastic gloves and an accessory kit which contains a repair link and wire ties to secure any excess side chain links. There is also one pair of rubber tensioners. Everything is stored in a re-usable nylon bag.



WHITESTAR Alloy

Long wearing, high performance for low clearance passenger cars and light trucks.

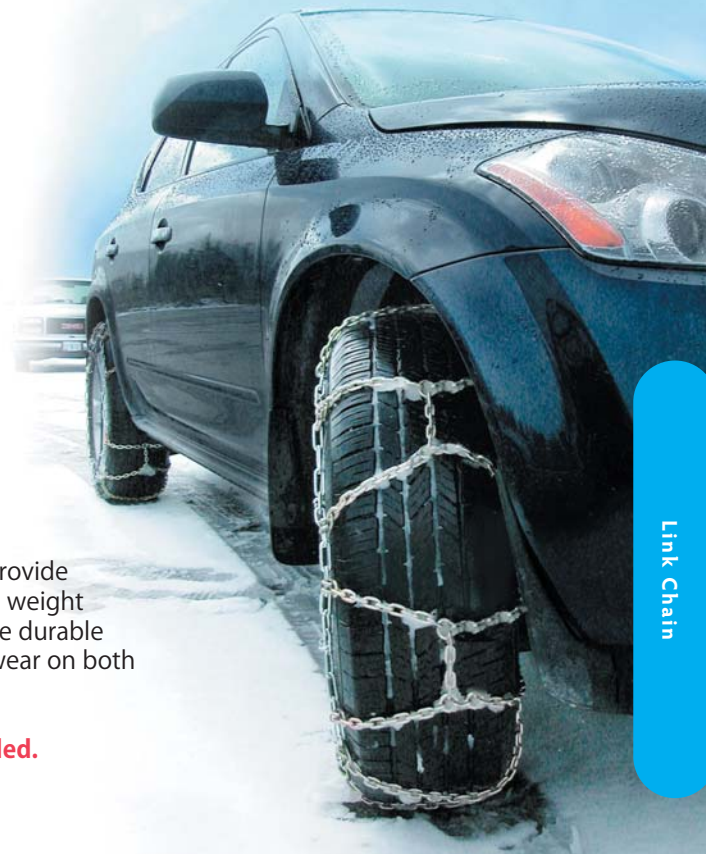
Whitestar Alloy has easy installation and all-around traction performance similar to Auto-Trac. It has also been adapted to keep up with the ever increasing demand for products that can operate in the typically small clearances allowed around the drive tires on today's cars and light trucks. In fact, all Whitestar sizes are able to meet SAE Class "S" clearance requirements.

The cross chain links are made of manganese alloy steel, allowing them to be shorter and lighter than other tire chains. This lighter weight helps reduce "fly-off" during operation and the shorter links provide more gripping points than conventional chains. The reduced size and weight of the links also helps Whitestar to be more durable than other chains – less mass equals less wear on both the chain and the road surface.



Inside fastener

Chain tighteners ARE required and included.



Link Chain

Whitestar Alloy (Passenger)

Meets S.A.E. Class "S" Requirements

STOCK #	◆Partial listing of tire sizes	Weight per pair (Lbs.)	Replacement Cross chain
WS1604	145/65-15, 155/60-15, 155/65-14, 155/80-12, 155/80-13, 165/60-15, 175/55-15, 185/55-14	10.00	WS8553
WS1605	175/70-13, 175/80-13, 185/55-15, 185/60-14, 185/65-13, 195/65-13, 205/50-14, 215/50-14	10.25	WS8557
WS1606	175/65-14, 175/65-15, 185/60-15, 185/65-14, 185/70-13, 195/60-13, 205/55-14, 215/55-14	10.50	WS8557
WS1608	175/70-14, 185/55-16, 185/65-15, 195/50-16, 195/60-15, 195/65-15, 205/50-16, 205/60-15	11.00	WS8561
WS1610	195/55-16, LT195/75-14, 205/50-17, 205/55-16, 205/60-16, 205/65-15, 215/50-17, 215/55-16	11.25	WS8565
WS1612	205/65-16, 205/70-15, 215/55-17, 215/60-16, 215/70-15, 225/50-17, 225/55-16, 245/50-17	11.50	WS8569
WS1614	215/65-17, 215/70-16, 225/50-18, 225/55-17, 225/65-17, 235/50-18, 235/55-18, 235/60-17	13.25	WS8569

Packaged: 1 pair per bag / 4 pair per master carton

Order unit: Pair

Whitestar Alloy (Light truck)

Meets S.A.E. Class "S" Requirements

STOCK #	◆Partial listing of tire sizes	Weight per pair (Lbs.)	Replacement Cross chain
WS1705	225/60-18, 235/55-19, 235/60-18, 235/65-17, 235/70-16, 245/50-20, 245/60-18, 245/65-17	17.60	WS8975
WS1707	LT245/70-17, LT245/75-16, 255/70-18, 265/60-18, 265/65-17, 265/70-16, 265/70-17, LT265/70-17	19.30	WS8979

Packaged: 1 pair per bag / 3 pair per master carton

Order unit: Pair

◆ This is only a partial listing of tire size applications. For complete, up-to-date listings, please refer to our most current Winter Traction Product Tech Guide & Tire Size Directory, or visit www.scc-chain.com. Refer to vehicle owner's manual for any traction product limitations.



Highway Service - PL
Class "S" Chain (Passenger)

- Not recommended for snow tires or light truck applications.
- Chain tighteners (QG20070, or QG20070-10) are **REQUIRED**, sold separately.
- Packaged in a durable, reuseable plastic box.



Meets S.A.E. Class "S" Requirements

NOTE: Quik Grip PL Chain is the only Quik Grip Link Chain that meets S.A.E. Class "S" clearance requirements.

STOCK #	◆ Partial listing of tire sizes	Weight per pair (Lbs.)	Replacement Cross chain
QG1114	145/65-15, 155/60-15, 155/65-14, 155/80-12, 155/80-13, 165/60-14, 165/70-13, 175/50-14, 185/50-14	8.80	QG5414
QG1118	165/60-15, 165/75-14, 165/80-12, 165/80-13, 175/55-15, 175/65-14, 175/70-13, 185/55-14, 185/65-13	9.60	QG5414
QG1122	165-15, 175/60-16, 175/80-14, 185/55-15, 185/60-14, 185/60-16, 185/70-14, 185/75-14, 185/80-13	10.30	QG5414
QG1126	175/55-16, 175/65-15, 175/70-14, 185/55-16, 185/60-15, 185/65-14, 185/65-15, 205/55-15, 205/60-14	10.20	QG5419
QG1130	195/55-16, 195/60-15, 195/60-16, 195/65-15, 195/75-14, 205/50-16, 205/60-15, 205/70-14, 215/55-15	11.00	QG5419
QG1134	205/50-17, 205/55-16, 205/60-16, 205/65-15, 205/70-15, 215/50-17, 215/55-16, 225/50-17, 225/55-16	11.50	QG5420
QG1138	205/65-16, 205/70-16, 215/55-17, 215/55-18, 215/60-16, 215/60-17, 215/65-16, 215/70-15, 225/60-16	12.30	QG5420
QG1142	215/65-17, 215/70-16, 225/50-18, 225/55-17, 225/55-18, 225/60-17, 225/65-17, 225/70-16, 225/75-15	12.90	QG5422

Packaged: 1 pair per box / 4 pair per master carton

Order unit: Pair



Highway Service V-Bar
(Passenger & Light truck)

- Chain tighteners (QG20070, or QG20070-10) are **REQUIRED**, sold separately.
- Packaged in a durable, reuseable plastic box.



DOES NOT Meet S.A.E. Class "S" Requirements

STOCK #	◆ Partial listing of tire sizes	Weight per pair (Lbs.)	Replacement Cross chain
QG1840	195/75-14, LT195/75-14, 205/55-16, 205/60-16, 205/70-14, 205/70-15, 205/75-14, 215/55-17, 215/60-15	19.35	QG5820
QG1850	215/55-18, 215/65-17, 215/70-16, 225/70-16, 225/75-15, 225/50-18, 225/55-17, 225/55-18, 225/65-17	22.35	QG5822
QG1854	205/65-16, 205/75-15, 215/60-16, 215/60-17, 215/65-16, 215/70-15, 225/55-16, 225/60-15, 225/60-16, 225/60-17, 225/65-16	19.70	QG5822

Packaged: 1 pair per box / 3 pair per master carton

Order unit: Pair

◆ This is only a partial listing of tire size applications. For complete, up-to-date listings, please refer to our most current Winter Traction Product Tech Guide & Tire Size Directory, or visit www.scc-chain.com. Refer to vehicle owner's manual for any traction product limitations.

QUIK GRIP®

Highway Service (Light truck)

- Chain tighteners (QG20071, QG20074, or QG20074-10) are **REQUIRED**, sold separately.
- Packaged in a durable, reuseable plastic box.



⊗ DOES NOT Meet S.A.E. Class "S" Requirements

STOCK #	◆ Partial listing of tire sizes	Weight/ pair (Lbs.)	CROSS CHAIN				SIDE CHAIN		
			CC Stock #	Dia. (Inches)	No. of links	CC Hook #	SC Stock #	Dia. (Inches)	Fastener Stock #
QG2209	7-14.5LT, 7.00-14LT, LT195/75-14, 195/75-16, 195/75-16C	22.30	QG6219	0.234	9	QG20051	QG30040	0.219	QG20063
QG2211	7.00-15LT, 7-17.5	25.25	QG6219	0.234	9	QG20051	QG30040	0.219	QG20063
QG2214	7.00-18, 7.00-20, 7-22.5, 7.50-17, 8-19.5, 225/70-22.5	29.25	QG6221	0.234	10	QG20051	QG30040	0.219	QG20063
QG2216	8.00-16.5LT, 8.50-16.5LT, 27x8.50-14LT, 205/75-16, 205/80-16, 225/70-15	24.25	QG6221	0.234	10	QG20051	QG30040	0.219	QG20063
QG2219	8-17.5, 205/75-17.5, LT215/85-16LT, LT225/75-17, 235/55-19, 245/45-20	26.00	QG6221	0.234	10	QG20051	QG30040	0.219	QG20063
QG2221	215/75-17.5, 225/70-19.5, 235/75-16, 245/70-17, LT245/70-17, LT245/75-16	28.00	QG6221	0.234	10	QG20051	QG30040	0.219	QG20063
QG2226*	295/75-17.5, 305/70-17, 305/70-18, LT315/70-17, 315/75-16, 315/75-17	32.80	QG6229	0.234	14	QG20051	QG30040	0.219	QG20063
QG2228	LT235/80-17, LT245/75-17, 245/75-19.5, 255/70-18, LT265/70-17	30.50	QG6225	0.234	12	QG20051	QG30040	0.219	QG20063
QG2229	225/60-18, 225/65-17, 235/60-18, 235/70-16, 245/60-18, 245/65-17	26.70	QG6225	0.234	12	QG20051	QG30040	0.219	QG20063

Packaged: 1 pair per box / 3 pair per master carton (*Packaged one pair per bag.)

Order unit: Pair

Highway Service - CAM (Light truck)

- CAM tool # QG20088 is supplied in each bag.
- Chain tighteners are **NOT REQUIRED**.



⊗ DOES NOT Meet S.A.E. Class "S" Requirements

STOCK #	◆ Partial listing of tire sizes	Weight/ pair (Lbs.)	CROSS CHAIN				SIDE CHAIN		
			CC Stock #	Dia. (Inches)	No. of links	CC Hook #	SC Stock #	Dia. (Inches)	Fastener Stock #
QG2214CAM	7.00-18, 7.00-20, 7-22.5, 7.50-17, 8-19.5, 225/70-22.5	27.00	QG6221	0.234	10	QG20051	QG30040	0.219	QG20080
QG2216CAM	8.00-16.5LT, 8.50-16.5LT, 27x8.50-14LT, 205/75-16, 205/80-16, 225/70-15	22.00	QG6221	0.234	10	QG20051	QG30040	0.219	QG20080
QG2219CAM	8-17.5, 205/75-17.5, LT215/85-16, LT225/75-17, 235/55-19, 245/45-20	25.00	QG6221	0.234	10	QG20051	QG30040	0.219	QG20080
QG2221CAM	215/75-17.5, 225/70-19.5, 235/75-16, 245/70-17, LT245/70-17, LT245/75-16	26.50	QG6221	0.234	10	QG20051	QG30040	0.219	QG20080
QG2228CAM	LT235/80-17, LT245/75-17, 245/75-19.5, 255/70-18, LT265/70-17	29.00	QG6225	0.234	12	QG20051	QG30040	0.219	QG20080
QG2229CAM	225/60-18, 225/65-17, 235/60-18, 235/70-16, 245/60-18, 245/65-17	25.00	QG6225	0.234	12	QG20051	QG30040	0.219	QG20080

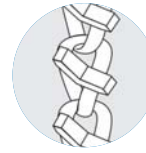
Packaged: 1 pair per bag

Order unit: Pair

◆ This is only a partial listing of tire size applications. For complete, up-to-date listings, please refer to our most current Winter Traction Product Tech Guide & Tire Size Directory, or visit www.scc-chain.com. Refer to vehicle owner's manual for any traction product limitations.



Highway Service - V-Bar (Light truck)



• Chain tighteners (QG20071, QG20074 or QG20074-10) are **REQUIRED**, sold separately.

⊗ DOES NOT Meet S.A.E. Class "S" Requirements

STOCK #	◆Partial listing of tire sizes	Weight/ pair (Lbs.)	CROSS CHAIN			SIDE CHAIN			Fastener Stock #
			CC Stock #	Dia. (Inches)	No. of links	CC Hook #	SC Stock #	Dia. (Inches)	
QG2809	7-14.5LT, 7.00-14LT, LT195/75-14, 195/75-16, 195/75-16C	22.00	QG6819	0.234	9	QG20051	QG30040	0.219	QG20063
QG2811	7.00-15LT, 7-17.5	26.00	QG6819	0.234	9	QG20051	QG30040	0.219	QG20063
QG2814	7.00-18, 7.00-20, 7-22.5, 7.50-17, 8-19.5, 225/70-22.5	30.00	QG6821	0.234	10	QG20051	QG30040	0.219	QG20063
QG2816	8.00-16.5LT, 8.50-16.5LT, 27x8.50-14LT, 205/75-16, 205/80-16, 225/70-15	24.00	QG6821	0.234	10	QG20051	QG30040	0.219	QG20063
QG2819	8-17.5, 205/75-17.5, LT215/85-16, LT225/75-17, 235/55-19, 245/45-20	26.50	QG6821	0.234	10	QG20051	QG30040	0.219	QG20063
QG2821	215/75-17.5, 225/70-19.5, 235/75-16, 245/70-17, LT245/70-17, LT245/75-16	28.00	QG6821	0.234	10	QG20051	QG30040	0.219	QG20063
QG2828	LT235/80-17, LT245/75-17, 245/75-19.5, 255/70-18, LT265/70-17	31.00	QG6825	0.234	12	QG20051	QG30040	0.219	QG20063
QG2829	225/60-18, 225/65-17, 235/60-18, 235/70-16, 245/60-18, 245/65-17	27.00	QG6825	0.234	12	QG20051	QG30040	0.219	QG20063

Packaged: 1 pair per bag

Order unit: Pair

Link Chain

Highway Service - V-Bar CAM (Light truck)

- CAM tool # QG20088 is supplied in each bag.
- Chain tighteners are **NOT REQUIRED**.



⊗ DOES NOT Meet S.A.E. Class "S" Requirements

STOCK #	◆Partial listing of tire sizes	Weight/ pair (Lbs.)	CROSS CHAIN			SIDE CHAIN			Fastener Stock #
			CC Stock #	Dia. (Inches)	No. of links	CC Hook #	SC Stock #	Dia. (Inches)	
QG2814CAM	7.00-18, 7.00-20, 7-22.5, 7.50-17, 8-19.5, 225/70-22.5	31.90	QG682	0.234	10	QG20051	QG30040	0.219	QG20080
QG2816CAM	8.00-16.5LT, 8.50-16.5LT, 27x8.50-14LT, 205/75-16, 205/80-16, 225/70-15	25.50	QG6821	0.234	10	QG20051	QG30040	0.219	QG20080
QG2819CAM	8-17.5, 205/75-17.5, LT215/85-16, LT225/75-17, 235/55-19, 245/45-20	27.00	QG6821	0.234	10	QG20051	QG30040	0.219	QG20080
QG2821CAM	215/75-17.5, 225/70-19.5, 235/75-16, 245/70-17, LT245/70-17, LT245/75-16	28.50	QG6821	0.234	10	QG20051	QG30040	0.219	QG20080
QG2828CAM	LT235/80-17, LT245/75-17, 245/75-19.5, 255/70-18, LT265/70-17	31.50	QG6825	0.234	12	QG20051	QG30040	0.219	QG20080
QG2829CAM	225/60-18, 225/65-17, 235/60-18, 235/70-16, 245/60-18, 245/65-17	27.50	QG6825	0.234	12	QG20051	QG30040	0.219	QG20080

Packaged: 1 pair per bag

Order unit: Pair

Square Rod Alloy (Light truck)

- CAM tool # QG20088 is supplied in each bag.
- Chain tighteners are **NOT REQUIRED**.
- 5.5mm cross chain links.



⊗ DOES NOT Meet S.A.E. Class "S" Requirements

STOCK #	◆Partial listing of tire sizes	Weight/ pair (Lbs.)	CROSS CHAIN			SIDE CHAIN			Fastener Stock #
			CC Stock #	Dia. (mm)	No. of links	CC Hook #	SC Stock #	Dia. (Inches)	
QG2121	215/75-17.5, 225/70-19.5, 235/75-16, 245/70-17, LT245/70-17, LT245/75-16	28.30	QG6121	5.5	10	QG20151	QG30140	0.219	QG20180
QG2128	LT235/80-17, LT245/75-17, 245/75-19.5, 255/70-18, LT265/70-17	30.10	QG6125	5.5	12	QG20151	QG30140	0.219	QG20180
QG2129	225/60-18, 225/65-17, 235/60-18, 235/70-16, 245/60-18, 245/65-17	25.75	QG6125	5.5	12	QG20151	QG30140	0.219	QG20180

Packaged: 1 pair per bag

Order unit: Pair

◆ This is only a partial listing of tire size applications. For complete, up-to-date listings, please refer to our most current Winter Traction Product Tech Guide & Tire Size Directory, or visit www.scc-chain.com. Refer to vehicle owner's manual for any traction product limitations.



Highway Service - Wide Base (Light truck)



- Maximum recommended speed is 20mph.
- For 4-wheel drive and sport utility vehicles (singles)
- Chain tighteners (QG20071, QG20074 or QG20074-10) are REQUIRED, sold separately.

✗ DOES NOT Meet S.A.E. Class "S" Requirements

STOCK #	◆ Partial listing of tire sizes	Weight/ pair (Lbs.)	CROSS CHAIN			SIDE CHAIN			Fastener Stock #
			CC Stock #	Dia. (Inches)	No. of links	CC Hook #	SC Stock #	Dia. (Inches)	
QG3210	235/65-18, 245/60-18, 255/50-20, 255/65-16, 255/70-16, 265/70-16	24.70	QG6225	0.234	12	QG20051	QG30040	0.219	QG20063
QG3227	255/70-17, LT255/75-17, LT265/70-18, 265/75-16, LT265/75-16, LT275/65-18	37.10	QG6253	0.281	10	QG20053	QG30060	0.281	QG20065
QG3229	275/55-20, 275/60-20, LT275/70-18, LT285/70-17, 295/70-17, 305/70-16	39.40	QG6259	0.281	12	QG20053	QG30060	0.281	QG20065
QG3235	36x15.50-15LT, 37x12.50-16.5LT, 38x14.50-17, 38x15.50-20LT, 325/65-18, 345/70-18	46.00	QG6259	0.281	12	QG20053	QG30060	0.281	QG20065
QG3237	31x15.50-15, 31x15.50-15LT	42.00	QG6265	0.281	16	QG20053	QG30060	0.281	QG20065

Packaged: 1 pair per bag

Order unit: Pair

Highway Service - Wide Base CAM (Light truck)



- Maximum recommended speed is 20mph.
- For 4-wheel drive and sport utility vehicles (singles)
- CAM tool QG20088 is supplied in each bag.
- Chain tighteners are NOT REQUIRED.

✗ DOES NOT Meet S.A.E. Class "S" Requirements

STOCK #	◆ Partial listing of tire sizes	Weight/ pair (Lbs.)	CROSS CHAIN			SIDE CHAIN			Fastener Stock #
			CC Stock #	Dia. (Inches)	No. of links	CC Hook #	SC Stock #	Dia. (Inches)	
QG3210CAM	235/65-18, 245/60-18, 255/50-20, 255/65-16, 255/70-16, 265/70-16	27.50	QG6225	0.234	12	QG20051	QG30040	0.219	QG20080
QG3227CAM	255/70-17, LT255/75-17, 265/75-16, LT265/70-18, LT265/75-16, LT275/65-18	38.00	QG6253	0.281	10	QG20053	QG30060	0.281	QG20086
QG3229CAM	275/55-20, 275/60-20, LT275/70-18, LT285/70-17, 295/70-17, 305/70-16	41.10	QG6259	0.281	12	QG20053	QG30060	0.281	QG20086

Packaged: 1 pair per bag

Order unit: Pair

◆ This is only a partial listing of tire size applications. For complete, up-to-date listings, please refer to our most current Winter Traction Product Tech Guide & Tire Size Directory, or visit www.scc-chain.com. Refer to vehicle owner's manual for any traction product limitations.



Highway Service - Wide Base V-Bar (Light truck)



- Maximum recommended speed is 20mph.
- For 4-wheel drive and sport utility vehicles (singles)
- Chain tighteners (QG20071, QG20074 or QG20074-10) are REQUIRED, sold separately.

✗ DOES NOT Meet S.A.E. Class "S" Requirements

STOCK #	◆Partial listing of tire sizes	Weight/ pair (Lbs.)	CROSS CHAIN			SIDE CHAIN			
			CC Stock #	Dia. (Inches)	No. of links	CC Hook #	SC Stock #	Dia. (Inches)	Fastener Stock #
QG3810	235/65-18, 245/60-18, 255/50-20, 255/65-16, 255/70-16, 265/70-16	39.00	QG6825	0.234	12	QG20051	QG30040	0.219	QG20063
QG3827	255/70-17, LT255/75-17, LT265/70-18, 265/75-16, LT265/75-16, LT275/65-18	40.00	QG6853	0.281	10	QG20053	QG30060	0.281	QG20065
QG3829	275/55-20, 275/60-20, LT275/70-18, LT285/70-17, 295/70-17, 305/70-16	43.00	QG6859	0.281	12	QG20053	QG30060	0.281	QG20065

Packaged: 1 pair per bag

Order unit: Pair

Link Chain

Highway Service Dual/Triple (Light truck)



- Chain tighteners (QG20071, QG20074 or QG20074-10) are REQUIRED, sold separately.

✗ DOES NOT Meet S.A.E. Class "S" Requirements

STOCK #	◆Partial listing of tire sizes	Weight/ pair (Lbs.)	CROSS CHAIN			SIDE CHAIN			
			CC Stock #	Dia. (Inches)	No. of links	CC Hook #	SC Stock #	Dia. (Inches)	Fastener Stock #
QG4219	8-17.5, 205/75-17.5, LT215/85-16, 215/75-15, 225/70-17, LT225/75-17	44.00	QG6221	0.234	10	QG20051	QG30040	0.219	QG20063
QG4221	215/75-17.5, 225/70-19.5, 235/75-16, 235/75-17, 245/75-16, LT245/75-16	47.00	QG6221	0.234	10	QG20051	QG30040	0.219	QG20063

Packaged: 1 pair per bag

Order unit: Pair

Highway Service Dual/Triple CAM (Light truck)



- CAM tool # QG20088 is supplied in each bag.
- Chain tighteners are NOT REQUIRED.

✗ DOES NOT Meet S.A.E. Class "S" Requirements

STOCK #	◆Partial listing of tire sizes	Weight/ pair (Lbs.)	CROSS CHAIN			SIDE CHAIN			
			CC Stock #	Dia. (Inches)	No. of links	CC Hook #	SC Stock #	Dia. (Inches)	Fastener Stock #
QG4219CAM	8-17.5, 205/75-17.5, 215/75-15, LT215/85-16, 225/70-17, LT225/75-17	45.00	QG6221	0.234	10	QG20051	QG30040	0.219	QG20080
QG4221CAM	215/75-17.5, 225/70-19.5, 235/75-16, 235/75-17, 245/75-16, LT245/75-16	48.00	QG6221	0.234	10	QG20051	QG30040	0.219	QG20080
QG4228CAM	LT235/80-17, LT245/75-17, 245/75-19.5, 255/70-18, 265/70-17, LT265/70-17	48.80	QG6225	0.234	12	QG20051	QG30040	0.219	QG20080
QG4229CAM	225/60-18, 225/65-17, 235/60-18, 235/70-16, 245/60-18, 245/65-17	46.00	QG6225	0.234	12	QG20051	QG30040	0.219	QG20080

Packaged: 1 pair per bag

Order unit: Pair

◆ This is only a partial listing of tire size applications. For complete, up-to-date listings, please refer to our most current Winter Traction Product Tech Guide & Tire Size Directory, or visit www.scc-chain.com. Refer to vehicle owner's manual for any traction product limitations.



Highway Service Dual/Triple V-Bar (Light truck)



- Chain tighteners (QG20071, QG20074 or QG20074-10) are **REQUIRED**, sold separately.

⊗ DOES NOT Meet S.A.E. Class "S" Requirements

STOCK #	◆Partial listing of tire sizes	Weight/ pair (Lbs.)	CROSS CHAIN			SIDE CHAIN			Fastener Stock #
			CC Stock #	Dia. (Inches)	No. of links	CC Hook #	SC Stock #	Dia. (Inches)	
QG4819	8-17.5, 205/75-17.5, 215/75-15, LT215/85-16, 225/70-17, LT225/75-17	50.00	QG6821	0.234	10	QG20051	QG30040	0.219	QG20063
QG4821	215/75-17.5, 225/70-19.5, 235/75-16, 235/75-17, 245/75-16, LT245/75-16	52.50	QG6821	0.234	10	QG20051	QG30040	0.219	QG20063
QG4828	LT235/80-17, LT245/75-17, 245/75-19.5, 255/70-18, 265/70-17, LT265/70-17	56.00	QG6825	0.234	12	QG20051	QG30040	0.219	QG20063
QG4829	225/60-18, 225/65-17, 235/60-18, 235/70-16, 245/60-18, 245/65-17	54.00	QG6825	0.234	12	QG20051	QG30040	0.219	QG20063

Packaged: 1 pair per bag

Order unit: Pair

Highway Service - V-Bar CTO (Light truck)

For cold temperature and off-road applications.



- Special heat treatment to prevent brittleness in extreme cold conditions.
- Chain tighteners (QG20071, QG20074 or QG20074-10) are **REQUIRED**, sold separately.
- Side chain: 0.312" / Cross chain: 0.281"

⊗ DOES NOT Meet S.A.E. Class "S" Requirements

STOCK #	◆Partial listing of tire sizes	Weight/ pair (Lbs.)	CROSS CHAIN			SIDE CHAIN			Fastener Stock #
			CC Stock #	Dia. (Inches)	No. of links	CC Hook #	SC Stock #	Dia. (Inches)	
QGV315	205/75-17.5, 215/75-17.5, 235/70-16, 245/65-17, LT245/70-17, LT245/75-16	39.50	QGV5315	0.281	9	QG20054	QG30070	0.312	QG20065
QGV320	215/75-19.5, 225/70-19.5, 225/75-19.5, LT235/80-17, 245/70-17.5, LT245/75-17	43.00	QGV5315	0.281	9	QG20054	QG30070	0.312	QG20065

Packaged: 1 pair per bag

Order unit: Pair



◆ This is only a partial listing of tire size applications. For complete, up-to-date listings, please refer to our most current Winter Traction Product Tech Guide & Tire Size Directory, or visit www.scc-chain.com. Refer to vehicle owner's manual for any traction product limitations.

Link Chain



Mud Service - Single (Light truck)



- On & off road use. Heavy duty (0.281") side chain and (0.312") cross chain.
- Chain tighteners (QG20071, QG20074 or QG20074-10) are **REQUIRED**, sold separately.

⊗ DOES NOT Meet S.A.E. Class "S" Requirements

STOCK #	◆Partial listing of tire sizes	Weight/ pair (Lbs.)	CROSS CHAIN				SIDE CHAIN			
			CC Stock #	Dia. (Inches)	No. of links	CC Hook #	SC Stock #	Dia. (Inches)	Fastener Stock #	
QG2435	205/75-17.5, 235/65-18, 235/70-16, 235/75-15 235/75-16, 245/60-18	37.00	QG6256	0.312	8	QG20054	QG30060	0.281	QG20065	
QG2437	215/75-17.5, 225/75-19.5, 235/75-17, 235/75-17.5, LT235/80-17, LT245/75-16	39.50	QG6256	0.312	8	QG20054	QG30060	0.281	QG20065	
QG2439	255/70-18, 265/65-17, 265/75-16, 265/70-17, LT265/70-17, LT275/65-18	42.00	QG6260	0.312	9	QG20054	QG30060	0.281	QG20065	

Packaged: 1 pair per bag

Order unit: Pair



Mud Service Dual/Triple (Light Truck)



- On and off road use.
- Heavy Duty 0.281" side chain and 0.312" cross chain.
- Chain tighteners (#QG20071, QG20074 or QG20074-10) are **RECOMMENDED**, sold separately.

⊗ DOES NOT Meet S.A.E. Class "S" Requirements

STOCK #	◆Partial listing of tire sizes	Weight/ pair (Lbs.)	CROSS CHAIN				SIDE CHAIN			
			CC Stock #	Dia. (Inches)	No. of links	CC Hook #	SC Stock #	Dia. (Inches)	Fastener Stock #	
0441220	7.00-17, 8.50-17.5, 9.50-16.5, 235/85-16, 245/75-16, 255/75-16	82.00	0625610	0.312	20	2005510	3006010	0.281	2006520	

Packaged: 1 pair per drum

Order unit: Pair



◆ This is only a partial listing of tire size applications. For complete, up-to-date listings, please refer to our most current Winter Traction Product Tech Guide & Tire Size Directory, or visit www.scc-chain.com. Refer to vehicle owner's manual for any traction product limitations.



Link Chain

❖ This is only a partial listing of tire size applications. For complete, up-to-date listings, please refer to our most current Winter Traction Product Tech Guide & Tire Size Directory, or visit www.scc-chain.com. Refer to vehicle owner's manual for any traction product limitations.

Diamond Blue

Premium Alloy Truck Chain

Diamond Blue cross chains are made from high grade manganese alloy steel. Alloy tire chains wear considerably longer than regular carbon steel chains. This makes them ideal for trucks that use their chains often and/or for extended periods of time. Diamond Blue weigh an average of 25% less than equivalent standard highway chains making them easier to install. The "D" shaped or "square rod" links have more gripping power than round rod chains. Combine that with the diamond pattern design of the cross chains, and they become some of the longest lasting, best gripping, easiest to use chains on the market.

- 5.5mm "D" shaped alloy cross chain links.
- Diamond pattern cross chains provide better lateral traction than ladder style chain.
- Bell shaped cross chain end hooks.
- CAM tool #QG20095 is included in each bag of chain.
- Chain tighteners are not required.
- Silver zinc finish with blue powdercoat side chain.

Link Chain



Square rod links



Cam tightening system



Cross chain end hooks

Diamond Pattern Highway Service - Alloy CAM (Truck singles)

STOCK #	◆ Partial listing of tire sizes	Weight/ pair (Lbs.)	CROSS CHAIN				SIDE CHAIN		
			CC Stock #	Dia. (mm)	No. of links	*CC Hook #	SC Stock #	Dia. (mm)	*Fastener Stock #
DB2141	9.00-20, 10-22.5	39.60	DB6051	5.5 x 5.5	9-5-11	DB9853	DB30050	5.0	DB9886
DB2143	275/75-22.5, 275/80-22.5, 285/75-22.5, 295/70-22.5, 295/75-22.5	40.80	DB6053	5.5 x 5.5	11-5-11	DB9853	DB30050	5.0	DB9886
DB2145	10.00-20, 11-22.5, 13/80-20, 285/70-24.5, 305/70-22.5, 315/70-22.5	40.50	DB6051	5.5 x 5.5	9-5-11	DB9853	DB30050	5.0	DB9886
DB2147	275/80-24.5, 285/75-24.5	41.75	DB6053	5.5 x 5.5	11-5-11	DB9853	DB30050	5.0	DB9886
DB2149	10.00-22, 11-24.5	40.75	DB6051	5.5 x 5.5	9-5-11	DB9853	DB30050	5.0	DB9886
DB2151	11.00-20, 12-22.5, 285/80-22.5, 285/80-24.5, 295/80-22.5, 315/80-22.5	42.25	DB6053	5.5 x 5.5	11-5-11	DB9853	DB30050	5.0	DB9886

Packaged: 1 pair per bag

Order unit: Pair

* NOTE: These parts are available through special order only.

◆ This is only a partial listing of tire size applications. For complete, up-to-date listings, please refer to our most current Winter Traction Product Tech Guide & Tire Size Directory, or visit www.scc-chain.com. Refer to vehicle owner's manual for any traction product limitations.

QUIK GRIP®

HD Alloy Square Rod Truck Chain

Quik Grip HD Alloy cross chains are made from high grade manganese alloy steel. Alloy tire chains wear considerably longer than regular carbon steel chains. This makes them ideal for trucks that use their chains often and/or for extended periods of time. The "square rod" links have more gripping power than round rod chains. The heavy duty cross chains will out perform any traditional ladder link chain on the market, lasting longer and providing much more aggressive traction.

- Short pitch (length), 7mm or 8mm square rod cross chain links.
- Bell shaped cross chain end hooks.
- Chain tighteners are not required.
- CAM tool #QG20095 is included in each bag of chain.
- Yellow zinc finish.



Square rod links

Square Rod Alloy Highway Service CAM (Truck)

STOCK #	◆Partial listing of tire sizes	Weight/ pair (Lbs.)	CROSS CHAIN				SIDE CHAIN		
			CC Stock #	Dia. (mm)	No. of links	CC Hook #	SC Stock #	Dia. (Inches)	Fastener Stock #
QG2143	275/75-22.5, 275/80-22.5, 285/75-22.5, 295/70-22.5, 295/75-22.5	61.20	QG6155	7 x 7	15	QG20154	QG30160	0.281	QG20186
QG2145	10.00-20, 10.00/90-20, 11-22.5, 285/70-24.5, 305/70-22.5, 315/70-22.5	61.50	QG6153	7 x 7	13	QG20154	QG30160	0.281	QG20186
QG2147	275/80-24.5, 285/75-24.5	65.50	QG6155	7 x 7	15	QG20154	QG30160	0.281	QG20186
QG2149	10.00-22, 11-24.5	65.40	QG6153	7 x 7	13	QG20154	QG30160	0.281	QG20186
QG2151	11.00-20, 12-22.5, 285/80-22.5, 285/80-24.5, 295/80-22.5, 305/80-22.5	61.00	QG6160	8 x 8	9	QG20154	QG30160	0.281	QG20186
QG2155	11.00-22, 12.00-20, 12.75-22.5, 305/75-24.5, 305/85-22.5, 315/80-22.5	63.00	QG6160	8 x 8	11	QG20154	QG30160	0.281	QG20186

Packaged: 1 pair per bag

Order unit: Pair

Square Rod Alloy Highway Service Dual/Triple CAM (Truck)

STOCK #	◆Partial listing of tire sizes	Weight/ pair (Lbs.)	CROSS CHAIN				SIDE CHAIN		
			CC Stock #	Dia. (mm)	No. of links	CC Hook #	SC Stock #	Dia. (Inches)	Fastener Stock #
QG4143	275/75-22.5, 275/80-22.5, 285/75-22.5, 295/70-22.5, 295/75-22.5	109.70	QG6155	7 x 7	15	QG20154	QG30160	0.281	QG20186
QG4145	10.00-20, 10.00/90-20, 11-22.5, 285/70-24.5, 305/70-22.5, 315/70-22.5	109.50	QG6153	7 x 7	13	QG20154	QG30160	0.281	QG20186
QG4147	275/80-24.5, 285/75-24.5	117.60	QG6155	7 x 7	15	QG20154	QG30160	0.281	QG20186
QG4149	10.00-22, 11-24.5	116.80	QG6153	7 x 7	13	QG20154	QG30160	0.281	QG20186

Packaged: 1/2 pair per bag

Order unit: Pair

◆ This is only a partial listing of tire size applications. For complete, up-to-date listings, please refer to our most current Winter Traction Product Tech Guide & Tire Size Directory, or visit www.scc-chain.com. Refer to vehicle owner's manual for any traction product limitations.



Highway Service (Truck singles)



• Chain tighteners (QG20069 or QG20073) are RECOMMENDED, sold separately.

STOCK #	◆Partial listing of tire sizes	Weight/ pair (Lbs.)	CROSS CHAIN				SIDE CHAIN			Fastener Stock #
			CC Stock #	Dia. (Inches)	No. of links	CC Hook #	SC Stock #	Dia. (Inches)		
QG2235	11.5-22.5, 295/75-24.5	62.80	QG6255	0.281	11	QG20053	QG30060	0.281	QG20065	
QG2237	7.50-20, 245/70-22.5, 255/60-22.5, 265/70-19.5, 265/75-19.5, LT275/65-20	40.00	QG6251	0.281	9	QG20053	QG30060	0.281	QG20065	
QG2239	8.25-20, 9-22.5, 245/75-22.5, 255/70-22.5, 265/70-22.5, 275/70-22.5	45.00	QG6251	0.281	9	QG20053	QG30060	0.281	QG20065	
QG2241	9.00-20, 10-22.5	49.00	QG6251	0.281	9	QG20053	QG30060	0.281	QG20065	
QG2243	275/75-22.5, 275/80-22.5, 285/75-22.5, 295/70-22.5, 295/75-22.5	49.70	QG6253	0.281	10	QG20053	QG30060	0.281	QG20065	
QG2245	10.00-20, 10.00/90-20, 11-22.5, 13/80-20, 285/70-24.5	50.60	QG6251	0.281	9	QG20053	QG30060	0.281	QG20065	
QG2247	275/80-24.5, 285/75-24.5	51.50	QG6255	0.281	11	QG20053	QG30060	0.281	QG20065	
QG2249	10.00-22, 11-24.5	53.00	QG6253	0.281	10	QG20053	QG30060	0.281	QG20065	
QG2251	11.00-20, 12-22.5, 285/80-22.5, 285/80-24.5, 295/80-22.5, 305/80-22.5	63.00	QG6260	0.312	9	QG20054	QG30070	0.312	QG20065	
QG2255	12.00-20, 12.75-22.5, 14/80-20, 305/75-24.5, 305/85-22.5, 315/80-22.5	67.00	QG6263	0.312	10	QG20054	QG30070	0.312	QG20065	
QG2257	12.00-24	74.80	QG6263	0.312	10	QG20054	QG30070	0.312	QG20065	

Packaged: 1 pair per bag

Order unit: Pair

Link Chain

Highway Service - CAM (Truck singles)



- CAM tool #QG20095 is supplied in each bag.
- Chain tighteners are NOT required.

STOCK #	◆Partial listing of tire sizes	Weight/ pair (Lbs.)	CROSS CHAIN				SIDE CHAIN			Fastener Stock #
			CC Stock #	Dia. (Inches)	No. of links	CC Hook #	SC Stock #	Dia. (Inches)		
QG2234CAM	285/70-19.5	43.50	QG6253	0.281	10	QG20053	QG30060	0.281	QG20086	
QG2239CAM	8.25-20, 9-22.5, 245/75-22.5, 255/70-22.5, 265/70-22.5, 275/70-22.5	46.00	QG6251	0.281	9	QG20053	QG30060	0.281	QG20086	
QG2241CAM	9.00-20, 10-22.5	49.00	QG6251	0.281	9	QG20053	QG30060	0.281	QG20086	
QG2243CAM	275/75-22.5, 275/80-22.5, 285/75-22.5, 295/70-22.5, 295/75-22.5	52.30	QG6253	0.281	10	QG20053	QG30060	0.281	QG20086	
QG2245CAM	10.00-20, 10.00/90-20, 11-22.5, 13/80-20, 285/70-24.5	53.30	QG6251	0.281	9	QG20053	QG30060	0.281	QG20086	
QG2247CAM	275/80-24.5, 285/75-24.5	53.90	QG6255	0.281	11	QG20053	QG30060	0.281	QG20086	
QG2249CAM	10.00-22, 11-24.5	55.70	QG6253	0.281	10	QG20053	QG30060	0.281	QG20086	
QG2251CAM	11.00-20, 12-22.5, 285/80-22.5, 285/80-24.5, 295/80-22.5, 305/80-22.5	66.50	QG6260	0.312	9	QG20054	QG30070	0.312	QG20086	
QG2255CAM	12.00-20, 12.75-22.5, 14/80-20, 305/75-24.5, 305/85-22.5, 315/80-22.5	71.50	QG6263	0.312	10	QG20054	QG30070	0.312	QG20086	

Packaged: 1 pair per bag

Order unit: Pair

◆ This is only a partial listing of tire size applications. For complete, up-to-date listings, please refer to our most current Winter Traction Product Tech Guide & Tire Size Directory, or visit www.scc-chain.com. Refer to vehicle owner's manual for any traction product limitations.



Heavy Duty Highway Service CAM (Truck singles)

- Heavy duty 0.312" cross chains.
- Chain tighteners are NOT required.
- CAM tool #QG20095 is supplied in each bag.



STOCK #	◆ Partial listing of tire sizes	Weight/ pair (Lbs.)	CROSS CHAIN			SIDE CHAIN			Fastener Stock #
			CC Stock #	Dia. (Inches)	No. of links	CC Hook #	SC Stock #	Dia. (Inches)	
QG2236HD	275/80-24.5, 285/75-24.5	58.00	QG6263	0.312	10	QG20054	QG30065	0.281	QG20061
QG2244HD	10.00-20, 11-22.5, 275/80-22.5, 275/80-24.5, 295/70-22.5, 295/75-22.5	57.00	QG6260	0.312	9	QG20054	QG30065	0.281	QG20061
QG2250HD	10.00-22, 11-24.5	60.00	QG6260	0.312	9	QG20054	QG30065	0.281	QG20061

Packaged: 1 pair per bag

Order unit: Pair

Highway Service V-Bar (Truck singles)

- Chain tighteners (QG20069 or QG20073) are RECOMMENDED, sold separately.



STOCK #	◆ Partial listing of tire sizes	Weight/ pair (Lbs.)	CROSS CHAIN			SIDE CHAIN			Fastener Stock #
			CC Stock #	Dia. (Inches)	No. of links	CC Hook #	SC Stock #	Dia. (Inches)	
QG2837	7.50-20, 245/70-22.5, 255/60-22.5, 265/70-19.5, 265/75-19.5, LT275/65-20	44.80	QG6822	0.281	9	QG20053	QG30060	0.281	QG20065
QG2839	8.25-20, 9-22.5, 245/75-22.5, 255/70-22.5, 265/70-22.5, 275/70-22.5	49.00	QG6822	0.281	9	QG20053	QG30060	0.281	QG20065
QG2841	9.00-20, 10-22.5	52.20	QG6822	0.281	9	QG20053	QG30060	0.281	QG20065
QG2845	10.00-20, 10.00/90-20, 11-22.5, 13/80-20, 285/70-24.5	56.00	QG6822	0.281	9	QG20053	QG30060	0.281	QG20065
QG2849	10.00-22, 11-24.5	59.75	QG6853	0.281	10	QG20053	QG30060	0.281	QG20065
QG2851	11.00-20, 12-22.5, 285/80-22.5, 285/80-24.5, 295/80-22.5, 305/80-22.5	69.50	QG6860	0.312	9	QG20054	QG30070	0.312	QG20065
QG2853	11.00-24	81.50	QG6860	0.312	9	QG20054	QG30070	0.312	QG20065
QG2855	12.00-20, 12.75-22.5, 14/80-20, 305/75-24.5, 305/85-22.5, 315/80-22.5	76.00	QG6863	0.312	10	QG20054	QG30070	0.312	QG20065
QG2857	12.00-24	85.00	QG6863	0.312	10	QG20054	QG30070	0.312	QG20065

Packaged: 1 pair per bag

Order unit: Pair

Highway Service V-Bar - CAM (Truck singles)

- CAM tool #QG20095 is supplied in each bag.
- Chain tighteners are NOT required.



STOCK #	◆ Partial Listing of tire sizes	Weight/ pair (Lbs.)	CROSS CHAIN			SIDE CHAIN			Fastener Stock #
			CC Stock #	Dia. (Inches)	No. of links	CC Hook #	SC Stock #	Dia. (Inches)	
QG2839CAM	8.25-20, 9-22.5, 245/75-22.5, 255/70-22.5, 265/70-22.5, 275/70-22.5	50.00	QG6822	0.281	9	QG20053	QG30060	0.281	QG20086
QG2841CAM	9.00-20, 10-22.5	54.70	QG6822	0.281	9	QG20053	QG30060	0.281	QG20086
QG2843CAM	275/75-22.5, 275/80-22.5, 285/75-22.5, 295/70-22.5, 295/75-22.5	57.50	QG6853	0.281	10	QG20053	QG30060	0.281	QG20086
QG2845CAM	10.00-20, 10.00/90-20, 11-22.5, 13/80-20, 285/70-24.5	58.00	QG6822	0.281	9	QG20053	QG30060	0.281	QG20086
QG2847CAM	275/80-24.5, 285/75-24.5	60.80	QG6826	0.281	11	QG20053	QG30060	0.281	QG20086
QG2849CAM	10.00-22, 11-24.5	61.20	QG6853	0.281	10	QG20053	QG30060	0.281	QG20086
QG2851CAM	11.00-20, 12-22.5, 285/80-22.5, 285/80-24.5, 295/80-22.5, 305/80-22.5	70.50	QG6860	0.312	9	QG20054	QG30070	0.312	QG20086
QG2855CAM	12.00-20, 12.75-22.5, 14/80-20, 305/75-24.5, 305/85-22.5, 315/80-22.5	78.90	QG6863	0.312	10	QG20054	QG30070	0.312	QG20086

Packaged: 1 pair per bag

Order unit: Pair

◆ This is only a partial listing of tire size applications. For complete, up-to-date listings, please refer to our most current Winter Traction Product Tech Guide & Tire Size Directory, or visit www.scc-chain.com. Refer to vehicle owner's manual for any traction product limitations.



Highway Service - Wide Base CAM & Non-CAM (Super singles)

- Maximum recommended speed is 20mph.
- CAM tool #QG20095 is supplied in each bag of CAM chain.
- Chain tighteners (#QG20069 or QG20073) are RECOMMENDED for NON-CAM product, sold separately.



STOCK #	◆Partial listing of tire sizes	Weight/ pair (Lbs.)	CROSS CHAIN			SIDE CHAIN			Fastener Stock #
			CC Stock #	Dia. (Inches)	No. of links	CC Hook #	SC Stock #	Dia. (Inches)	
QG3255	15-22.5, 16.5-19.5, 365/85-20, 385/65-22.5, 445/55-22.5	68.00	QG7213	0.312	13	QG20054	QG30060	0.281	QG20065
QG3261	19-22.5, 19.5-19.5, 395/85-20, 445/65-22.5	82.00	QG7214	0.312	14	QG20054	QG30060	0.281	QG20065
QG3269	445/50-22.5, 455/50-22.5, 455/55-22.5	72.50	QG7215	0.312	15	QG20054	QG30060	0.281	QG20065
QG3269CAM	445/50-22.5, 455/50-22.5	67.00	QG7215	0.312	15	QG20054	QG30060	0.281	QG20086
QG3271CAM	16.5-22.5, 425/55-22.5, 425/65-22.5, 425/70-22.5, 445/65-19.5	73.50	QG7215	0.312	15	QG20054	QG30060	0.281	QG20086

Packaged: 1 pair per bag

Order unit: Pair

Link Chain

Highway Service V-Bar CAM & Non-CAM CTO (Truck)

Special heat treatment for extreme cold temperatures

- CAM tool #QG20095 is supplied in each bag of QGVC CAM chain.
- Chain tighteners (#QG20069 or QG20073) are RECOMMENDED for NON-CAM product, sold separately.
- Heavy duty (0.312") cross chain and side chain.



STOCK #	◆Partial listing of tire sizes	Weight/ pair (Lbs.)	CROSS CHAIN			SIDE CHAIN			Fastener Stock #
			CC Stock #	Dia. (Inches)	No. of links	CC Hook #	SC Stock #	Dia. (Inches)	
QGV343HD	10.00-20, 11-22.5, 275/75-22.5, 275/80-22.5, 285/75-22.5, 295/70-22.5	68.70	QGV5340HD	0.312	11	QG20054	QG30070	0.312	QG20062
QGV344HD	10.00-22, 11-24.5, 11.5-22.5, 275/80-24.5, 285/75-24.5, 295/75-24.5	75.00	QGV5340HD	0.312	11	QG20054	QG30070	0.312	QG20062
QGV355	11.00-20, 11.50-20, 12-22.5, 12.5-22.5, 305/85-22.5, 320/75-24	71.50	QGV5355	0.312	12	QG20054	QG30070	0.312	QG20062
QGV356	11.00-22, 12.00-20, 12-24.5	77.00	QGV5355	0.312	12	QG20054	QG30070	0.312	QG20062
QGVC343HD	10.00-20, 11-22.5, 275/75-22.5, 275/80-22.5, 285/75-22.5, 295/70-22.5	70.50	QGV5340HD	0.312	11	QG20054	QG30070	0.312	QG20087
QGVC344HD	10.00-22, 11-24.5, 11.5-22.5, 275/80-24.5, 285/75-24.5, 295/75-24.5	77.00	QGV5340HD	0.312	11	QG20054	QG30070	0.312	QG20087

Packaged: 1 pair per bag

Order unit: Pair

◆ This is only a partial listing of tire size applications. For complete, up-to-date listings, please refer to our most current Winter Traction Product Tech Guide & Tire Size Directory, or visit www.scc-chain.com. Refer to vehicle owner's manual for any traction product limitations.



Single Mud Service (Truck singles)



- On and off road use. Heavy Duty 0.312" side chain and 0.375" cross chain.
- Chain tighteners (#QG20069 or QG20073) are RECOMMENDED, sold separately.

STOCK #	◆Partial listing of tire sizes	Weight/ pair (Lbs.)	CROSS CHAIN			SIDE CHAIN			
			CC Stock #	Dia. (Inches)	No. of links	CC Hook #	SC Stock #	Dia. (Inches)	Fastener Stock #
QG2441	8.25-20, 9-22.5	64.00	QG6435	0.375	11	QG20054	QG30070	0.312	QG20065
QG2445	9.00-20, 10-22.5	71.00	QG6435	0.375	11	QG20054	QG30070	0.312	QG20065
QG2448	10.00-20, 11-22.5	77.50	QG6435	0.375	11	QG20054	QG30070	0.312	QG20065
QG2452	10.00-22, 11.00-20, 11-24.5, 12-22.5, 305/85-22.5	82.50	QG6435	0.375	11	QG20054	QG30070	0.312	QG20065

Packaged: 1 pair per bag

Order unit: Pair

Highway Service Dual/Triple (Truck)



- Chain tighteners (QG20069 or QG20073) are RECOMMENDED, sold separately.

STOCK #	◆Partial listing of tire sizes	Weight/ pair (Lbs.)	CROSS CHAIN			SIDE CHAIN			
			CC Stock #	Dia. (Inches)	No. of links	CC Hook #	SC Stock #	Dia. (Inches)	Fastener Stock #
QG4235	11.5-22.5, 295/75-24.5	102.50	QG6255	0.281	11	QG20053	QG30060	0.281	QG20065
QG4237	225/80-22.5, 7.50-20, 245/70-22.5, 255/60-22.5, 265/70-19.5, 265/75-19.5	74.00	QG6251	0.281	9	QG20053	QG30060	0.281	QG20065
QG4239	8.25-20, 9-22.5, 245/75-22.5, 255/70-22.5, 265/70-22.5, 275/75-22.5	80.00	QG6251	0.281	9	QG20053	QG30060	0.281	QG20065
QG4241	9.00-20, 10-22.5	85.00	QG6251	0.281	9	QG20053	QG30060	0.281	QG20065
QG4243	275/75-22.5, 275/80-22.5, 285/75-22.5, 295/70-22.5, 295/75-22.5	91.00	QG6253	0.281	10	QG20053	QG30060	0.281	QG20065
QG4245	10.00-20, 10.00/90-20, 11-22.5, 13/80-20, 285/70-24.5	92.00	QG6251	0.281	9	QG20053	QG30060	0.281	QG20065
QG4247	275/80-24.5, 285/75-24.5	94.00	QG6255	0.281	11	QG20053	QG30060	0.281	QG20065
QG4249	10.00-22, 11-24.5	96.00	QG6253	0.281	10	QG20053	QG30060	0.281	QG20065
QG4251	11.00-20, 12-22.5, 285/80-22.5, 285/80-24.5, 295/80-22.5, 305/80-22.5	114.00	QG6260	0.312	9	QG20054	QG30070	0.312	QG20065
QG4255	12.00-20, 12.75-22.5, 14/80-20, 305/75-24.5, 305/85-22.5, 315/80-22.5	128.00	QG6263	0.312	10	QG20054	QG30070	0.312	QG20065

Packaged: 1/2 pair per bag

Order unit: Pair

◆ This is only a partial listing of tire size applications. For complete, up-to-date listings, please refer to our most current Winter Traction Product Tech Guide & Tire Size Directory, or visit www.scc-chain.com. Refer to vehicle owner's manual for any traction product limitations.



Highway Service Dual/Triple CAM (Truck)



- CAM tool #QG20095 is supplied in each bag.
- Chain tighteners are NOT required.

STOCK #	◆Partial listing of tire sizes	Weight/ pair (Lbs.)	CROSS CHAIN				SIDE CHAIN			
			CC Stock #	Dia. (Inches)	No. of links	CC Hook #	SC Stock #	Dia. (Inches)	Fastener Stock #	
QG4239CAM	8.25-20, 9-22.5, 245/75-22.5, 255/70-22.5, 265/70-22.5, 275/75-22.5	82.00	QG6251	0.281	9	QG20053	QG30060	0.281	QG20086	
QG4241CAM	9.00-20, 10-22.5	86.00	QG6251	0.281	9	QG20053	QG30060	0.281	QG20086	
QG4243CAM	275/75-22.5, 275/80-22.5, 285/75-22.5, 295/70-22.5, 295/75-22.5	92.00	QG6253	0.281	10	QG20053	QG30060	0.281	QG20086	
QG4245CAM	10.00-20, 10.00/90-20, 11-22.5, 13/80-20, 285/70-24.5	94.00	QG6251	0.281	9	QG20053	QG30060	0.281	QG20086	
QG4247CAM	278/80-24.5, 285/75-24.5	96.00	QG6255	0.281	11	QG20053	QG30060	0.281	QG20086	
QG4249CAM	10.00-22, 11-24.5	100.00	QG6253	0.281	10	QG20053	QG30060	0.281	QG20086	

Packaged: 1/2 pair per bag

Order unit: Pair

Link Chain

Heavy Duty Highway Service Dual/Triple CAM (Truck)



- Heavy duty 0.312" cross chains.
- Chain tighteners are NOT required.
- CAM tool #QG20095 is supplied in each bag.

STOCK #	◆Partial listing of tire sizes	Weight/ pair (Lbs.)	CROSS CHAIN				SIDE CHAIN			
			CC Stock #	Dia. (Inches)	No. of links	CC Hook #	SC Stock #	Dia. (Inches)	Fastener Stock #	
QG4236HD	275/80-24.5, 285/75-24.5	104.50	QG6263	0.312	10	QG20054	QG30065	0.281	QG20061	
QG4244HD	10.00-20, 11-22.5, 275/80-22.5, 275/80-24.5, 295/70-22.5, 295/75-22.5	102.00	QG6260	0.312	9	QG20054	QG30065	0.281	QG20061	
QG4250HD	10.00-22, 11-24.5	107.00	QG6260	0.312	9	QG20054	QG30065	0.281	QG20061	

Packaged: 1/2 pair per bag

Order unit: Pair

Highway Service Dual/Triple V-BAR (Truck)



- Chain tighteners (QG20069 or QG20073) are RECOMMENDED, sold separately.

STOCK #	◆Partial listing of tire sizes	Weight/ pair (Lbs.)	CROSS CHAIN				SIDE CHAIN			
			CC Stock #	Dia. (Inches)	No. of links	CC Hook #	SC Stock #	Dia. (Inches)	Fastener Stock #	
QG4837	7.50-20, 245/70-22.5, 255/60-22.5, 265/70-19.5, 265/75-19.5	82.00	QG6822	0.281	9	QG20053	QG30060	0.281	QG20065	
QG4839	8.25-20, 9-22.5, 245/75-22.5, 255/70-22.5, 265/70-22.5, 275/70-22.5	88.00	QG6822	0.281	9	QG20053	QG30060	0.281	QG20065	
QG4841	9.00-20, 10-22.5	94.00	QG6822	0.281	9	QG20053	QG30060	0.281	QG20065	
QG4845	10.00-20, 10.00/90-20, 11-22.5, 13/80-20, 285/70-24.5	101.00	QG6822	0.281	9	QG20053	QG30060	0.281	QG20065	
QG4849	10.00-22, 11-24.5	108.00	QG6853	0.281	10	QG20053	QG30060	0.281	QG20065	
QG4851	11.00-20, 12-22.5, 285/80-22.5, 285/80-24.5, 295/80-22.5, 305/80-22.5	131.00	QG6860	0.312	9	QG20054	QG30070	0.312	QG20065	
QG4855	12.00-20, 12.75-22.5, 14/80-20, 305/75-24.5, 305/85-22.5, 315/80-22.5	140.00	QG6863	0.312	10	QG20054	QG30070	0.312	QG20065	

Packaged: 1/2 pair per bag

Order unit: Pair

◆ This is only a partial listing of tire size applications. For complete, up-to-date listings, please refer to our most current Winter Traction Product Tech Guide & Tire Size Directory, or visit www.scc-chain.com. Refer to vehicle owner's manual for any traction product limitations.



Highway Service Dual/Triple V-Bar CAM (Truck)

- CAM tool #QG20095 is supplied in each bag.
- Chain tighteners are NOT required.



STOCK #	◆ Partial listing of tire sizes	Weight/ pair (Lbs.)	CROSS CHAIN			SIDE CHAIN			Fastener Stock #
			CC Stock #	Dia. (Inches)	No. of links	CC Hook #	SC Stock #	Dia. (Inches)	
QG4843CAM	275/75-22.5, 275/80-22.5, 285/75-22.5, 295/70-22.5, 295/75-22.5	97.50	QG6853	0.281	10	QG20053	QG30060	0.281	QG20086
QG4845CAM	10.00-20, 10.00/90-20, 11-22.5, 13/80-20, 285/70-24.5	102.00	QG6822	0.281	9	QG20053	QG30060	0.281	QG20086
QG4847CAM	275/80-24.5, 285/75-24.5	103.00	QG6826	0.281	11	QG20053	QG30060	0.281	QG20086
QG4849CAM	10.00-20, 11-24.5	109.00	QG6853	0.281	10	QG20053	QG30060	0.281	QG20086

Packaged: 1/2 pair per bag

Order unit: Pair

Highway Service Dual/Triple V-Bar CAM & Non-CAM CTO (Truck)

Special heat treatment for extreme cold temperatures

- CAM tool #QG20095 is supplied in each bag of QGVC CAM chain.
- Chain tighteners (#QG20069 or QG20073) are RECOMMENDED for NON-CAM product, sold separately.
- Heavy duty (0.312) cross chain and side chain.



Link Chain

STOCK #	◆ Partial listing of tire sizes	Weight/ pair (Lbs.)	CROSS CHAIN			SIDE CHAIN			Fastener Stock #
			CC Stock #	Dia. (Inches)	No. of links	CC Hook #	SC Stock #	Dia. (Inches)	
QGV743HD	10.00-20, 11-22.5, 275/75-22.5, 275/80-22.5, 285/75-22.5, 295/70-22.5	126.00	QGV5340HD	0.312	11	QG20054	QG30070	0.312	QG20062
QGV744HD	10.00-22, 11-24.5, 11.5-22.5, 275/80-24.5, 285/75-24.5, 295/75-24.5	136.00	QGV5340HD	0.312	11	QG20054	QG30070	0.312	QG20062
QGV755	11.00-20, 11.50-20, 12-22.5, 12.5-22.5, 305/85-22.5, 320/75-24	132.00	QGV5355	0.312	12	QG20054	QG30070	0.312	QG20062
QGV756	11.00-22, 12.00-20, 12-24.5	140.00	QGV5355	0.312	12	QG20054	QG30070	0.312	QG20062
QGVC743HD	10.00-20, 11-22.5, 275/75-22.5, 275/80-22.5, 285/75-22.5, 295/70-22.5	127.00	QGV5340HD	0.312	11	QG20054	QG30070	0.312	QG20087
QGVC744HD	10.00-22, 11-24.5, 11.5-22.5, 275/80-24.5, 285/75-24.5, 295/75-24.5	137.00	QGV5340HD	0.312	11	QG20054	QG30070	0.312	QG20087

Packaged: 1/2 pair per bag

Order unit: Pair



Mud Service Dual/Triple (Truck)

- On and off road use.
- Heavy Duty 0.312" side chain and 0.375" cross chain.
- Chain tighteners (#QG20069 or QG20073) are RECOMMENDED, sold separately.



STOCK #	◆ Partial listing of tire sizes	Weight/ pair (Lbs.)	CROSS CHAIN			SIDE CHAIN			Fastener Stock #
			CC Stock #	Dia. (Inches)	No. of links	CC Hook #	SC Stock #	Dia. (Inches)	
0443520	8.25x20, 9x22.5, 235/80R22.5, 245/75R22.5, 255/70R22.5, 285/70R19.5	130.00	0643410	0.375	11	2005510	3007010	0.312	2006520
0443720	14x17.5, 9.00x20, 10.50x20, 10x22.5	141.00	0643410	0.375	11	2005510	3007010	0.312	2006520
0444820	10.00x20, 11x22.5, 275/80x22.5, 285/75x24.5, 295/75x22.5, 295/80R22.5	153.00	0643410	0.375	11	2005510	3007010	0.312	2006520
0446120	11.00x20, 12.50x20, 10.00x22, 12x22.5, 315/80x22.5, 11x24.5, 305/75R24.5	163.00	0643410	0.375	11	2005510	3007010	0.312	2006520

Packaged: 1 pair per drum

Order unit: Pair

◆ This is only a partial listing of tire size applications. For complete, up-to-date listings, please refer to our most current Winter Traction Product Tech Guide & Tire Size Directory, or visit www.scc-chain.com. Refer to vehicle owner's manual for any traction product limitations.

Mud Service Dual/Triple (Truck)



- On and off road use.
- Heavy Duty 0.312" side chain and 0.375" cross chain.
- Chain tighteners (#QG20069 or QG20073) are **RECOMMENDED**, sold separately.

STOCK #	◆ Partial listing of tire sizes	Weight/ pair (Lbs.)	CROSS CHAIN			SIDE CHAIN			Fastener Stock #
			CC Stock #	Dia. (Inches)	No. of links	CC Hook #	SC Stock #	Dia. (Inches)	
QG4448	10.00-20, 11-22.5	142.00	QG6435	0.375	11	QG20054	QG30070	0.312	QG20065
QG4461	10.00-22, 11.00-20, 11-24.5, 11.50-20, 12-22.5	151.00	QG6435	0.375	11	QG20054	QG30070	0.312	QG20065

Packaged: 1/2 pair per bag

Order unit: Pair



Truck Emergency Unit Chain (Truck singles)

⚠ Do not use for continuous driving



Truck "Unit Chains" are made for fast, simple installation. For all truck tires with spoke wheels or wheels with minimum 1" diameter hand holes. Constructed of case hardened twist link cross chain and straight side links (0.281" diameter) for easy installation. Snap links, which are sold separately, are required for hook-up of each individual chain.

Stock #	Trade size	Dia. (Inches)	◆ Partial listing of tire sizes	Total length (Inches)	Weight per bag (Lbs)
QG2901	12-7-7	0.281	(8.25-15LT, 16LT, 20) (9.00-16LT, 20) (10-15LT, 16.5LT, 17.5), 11-15LT, 9.00-22.5	42.1	11.50
QG2902	12-8-8	0.281	10.00-15TR, 10.00-20, 10.00-22, 10.00-22.5	45.7	12.50
QG2903	12-9-9	0.281	11-22.5, 11-24.5, 11.00-20, 11-22, 11-24, 12-24.5	49.3	13.00

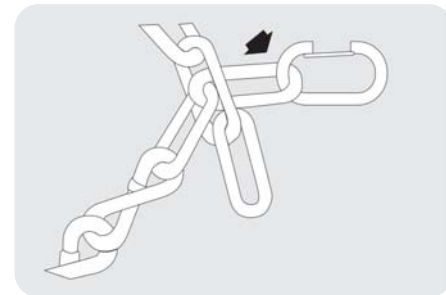
Packaged: 5 per bag

Order unit: Each

! NOTE: When unit chain is referred to as "12-9-9" it means that there are 12 twist links with 9 straight links attached to each side. Furnished without snap links. Other sizes available by special order.

Snap Link for Truck Unit Chain

Install as shown in the illustration to the right to prevent putting excess tension on the snap link.



Stock #	Trade size (Inches)	Dia. (Inches)	Use with:	Weight per bag (Lbs)	Factory Packaging
H6026-0511	5/16	0.312	For all truck unit chains shown above	1.60	10 / bag

Packaged: 10 pieces per bag

Order unit: Each

! NOTE: Check local regulations for minimum cross chain requirements. Unit chains are legal in all states and provinces. However, in some states emergency chains do not meet the minimum requirements for highway use when authorities post an order to "use chains".

⚠ WARNING: UNIT CHAINS ARE MEANT FOR VERY SHORT TERM DRIVING ONLY. For distance travel through ice and snow conditions, SCC recommends traction products that provide crossmembers evenly spaced around the circumference of the tire, such as those shown elsewhere in this catalog. **ALWAYS CHECK DISC BRAKE CLEARANCE BEFORE USING UNIT CHAINS!**

◆ This is only a partial listing of tire size applications. For complete, up-to-date listings, please refer to our most current Winter Traction Product Tech Guide & Tire Size Directory, or visit www.scc-chain.com. Refer to vehicle owner's manual for any traction product limitations.



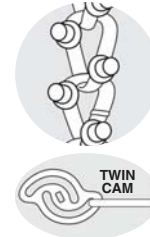
NOTE: NOT RECOMMENDED for on road or highway use.



Studded truck chain is constructed from high-grade manganese alloy steel for use in off-road applications requiring extra aggressive traction such as mining, logging, farming, or construction. Single CAM style has 3 twin CAMs on the outside of each half set and a CAM style fastener. Dual/triples have CAM's on the inside as well as the outside side chain. The twin CAM performs better than a standard CAM as it is much less likely to be pushed open in deep mud or rough terrain applications. Stud dimensions: 8.7mm (.343") diameter, 15mm (.590") height. Yellow Zinc finish.

8mm Stud Chain CAM & Non-CAM (Off Road- Truck singles)

- CAM tool #QG20095 is supplied in each bag of HDC CAM chain.
- Chain tighteners (#QG20069 or QG20073) are REQUIRED for NON-CAM product only, sold separately.



STOCK #	◆Partial listing of tire sizes	Weight/ pair (Lbs.)	CROSS CHAIN				SIDE CHAIN		
			CC Stock #	Dia. (mm)	No. of links	*CC Hook #	*SC Stock #	Dia. (mm)	Fastener Stock #
QGS343HD	10.00-20, 11-22.5, 275/75-22.5, 275/80-22.5, 285/75-22.5, 295/70-22.5	71.70	QGS9340HD	8	11	QG20254	QG30270	7.92	QG20062XL
QGS344HD	10.00-22, 11-24.5, 11.5-22.5, 275/80-24.5, 285/75-24.5, 295/75-24.5	77.26	QGS9340HD	8	11	QG20254	QG30270	7.92	QG20062XL
QGS355HD	11.00-20, 11.50-20, 12-22.5, 12.5-22.5, 305/85-22.5, 320/75-24	74.77	QGS9355HD	8	12	QG20254	QG30270	7.92	QG20062XL
QGS356HD	11.00-22, 12.00-20, 12-24.5	80.59	QGS9355HD	8	12	QG20254	QG30270	7.92	QG20062XL
QGS343HDC	10.00-20, 11-22.5, 275/75-22.5, 275/80-22.5, 285/75-22.5, 295/70-22.5	74.28	QGS9340HD	8	11	QG20254	QG30270	7.92	QG20062XL
QGS344HDC	10.00-22, 11-24.5, 11.5-22.5, 275/80-24.5, 285/75-24.5, 295/75-24.5	79.85	QGS9340HD	8	11	QG20254	QG30270	7.92	QG20062XL
QGS355HDC	11.00-20, 11.50-20, 12-22.5, 12.5-22.5, 305/85-22.5, 320/75-24	77.35	QGS9355HD	8	12	QG20254	QG30270	7.92	QG20062XL
QGS356HDC	11.00-22, 12.00-20, 12-24.5	83.17	QGS9355HD	8	12	QG20254	QG30270	7.92	QG20062XL

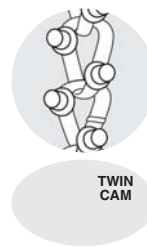
Packaged: 1 pair per bag

Order unit: Pair

* NOTE: These parts are available through special order only.

8mm Stud Chain CAM & Non-CAM (Off Road- Truck dual/triple)

- CAM tool #QG20095 is supplied in each bag of HDC CAM chain.
- Chain tighteners (#QG20069 or QG20073) are REQUIRED for NON-CAM product only, sold separately.



STOCK #	◆Partial listing of tire sizes	Weight/ pair (Lbs.)	CROSS CHAIN				SIDE CHAIN		
			CC Stock #	Dia. (mm)	No. of links	*CC Hook #	*SC Stock #	Dia. (mm)	Fastener Stock #
QGS743HD	10.00-20, 11-22.5, 275/75-22.5, 275/80-22.5, 285/75-22.5, 295/70-22.5	130.55	QGS9340HD	8	11	QG20254	QG30270	7.92	QG20062XL
QGS744HD	10.00-22, 11-24.5, 11.5-22.5, 275/80-24.5, 285/75-24.5, 295/75-24.5	135.71	QGS9340HD	8	11	QG20254	QG30270	7.92	QG20062XL
QGS755HD	11.00-20, 11.50-20, 12-22.5, 12.5-22.5, 305/85-22.5, 320/75-24	136.68	QGS9355HD	8	12	QG20254	QG30270	7.92	QG20062XL
QGS756HD	11.00-22, 12.00-20, 12-24.5	147.38	QGS9355HD	8	12	QG20254	QG30270	7.92	QG20062XL
QGS743HDC	10.00-20, 11-22.5, 275/75-22.5, 275/80-22.5, 285/75-22.5, 295/70-22.5	135.71	QGS9340HD	8	11	QG20254	QG30270	7.92	QG20062XL
QGS744HDC	10.00-22, 11-24.5, 11.5-22.5, 275/80-24.5, 285/75-24.5, 295/75-24.5	145.90	QGS9340HD	8	11	QG20254	QG30270	7.92	QG20062XL
QGS755HDC	11.00-20, 11.50-20, 12-22.5, 12.5-22.5, 305/85-22.5, 320/75-24	141.85	QGS9355HD	8	12	QG20254	QG30270	7.92	QG20062XL
QGS756HDC	11.00-22, 12.00-20, 12-24.5	152.55	QGS9355HD	8	12	QG20254	QG30270	7.92	QG20062XL

Packaged: 1/2 pair per bag

Order unit: Pair

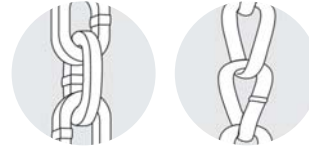
* NOTE: These parts are available through special order only.

◆ This is only a partial listing of tire size applications. For complete, up-to-date listings, please refer to our most current Winter Traction Product Tech Guide & Tire Size Directory, or visit www.scc-chain.com. Refer to vehicle owner's manual for any traction product limitations.



Wide Base Mud Service, Skid Steer & Skid Loader Chain

- Square link alloy & heavy twist link
- 2 link and 4 link
- Chain tighteners are NOT required



STOCK #	Spacing	◆Partial listing of tire sizes	CC Stock #	Weight/ pair (Lbs.)
0341055	4 Link	7.50x16, 8.00x16, 10x15, 10x16.5NHS, 29x12x16NHS, 29x13.50x15, 38x10x18, 235/70R15, 235/80R16,	0625110	34.00
0341056	2 Link	235/75R16.5, 245/75R16, 245/70R17.5, 255/75R15, 255/70R16, 265/70R15, 265/75R15, 265/60R17,	0625110	50.00
0341095	4 Link	275/55R17, 275/60R17	-	45.00
0341096	2 Link		-	67.00
0342755	4 Link	10x17.5NHS, 11x15, 29x12.50x16, 31x10.50x15, 31x10.50x16.5, 31x11.50x15, 31x12x16.5, 32x12x16, 32x12x16.5,	0642610	58.00
0342756	2 Link	235/85R16, 235/80R17, 265/70R17255/75R16, 255/70R17, 265/70R16, 275/70R16, 275/45R20, 285/70R15, 285/60R16	0642610	99.00
0342955	4 Link	12x15, 12x16.00, 12x16.5NHS, 12.5x15, 31x13.50x15, 31x13x16.5, 31.5x12.5x15, 31.5x13x16.5, 32x11.5-15,	0643410	61.00
0342956	2 Link	33x10.5x15, 33x12.5x15NHS, 33x12.5x16.5, 33x12.50x16, 35x7.50x16.5, 265/85R16, 275/75R16, 285/70R16,	0643410	99.00
0342995	4 Link	285/75R16, 295/75R16, 305/70R16, 315/70R15, 325/60R15, 345/55R16 , 10.00/16.5	-	55.00
0342996	2 Link		-	92.00
0343555	4 Link	11x17.5, 12.5x80x18, 14x17.5NHS,14x17.5SS, 35x12.5x15, 35x12.5x16, 35x12.5x16.5, 35x12.5x18, 36x13.5x15NHS,	0643610	70.00
0343556	2 Link	36x12.5x16.5, 37x12.5x15, 305x85R16, 305x70R16.5, 305/70R19.5,	0643610	122.00

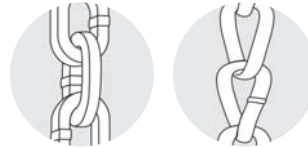
Packaged: 1 pair per bag

Order unit: Pair

Link Chain

Forklift Chain (Off road use)

- Heavy duty twist link cross chains & 5.5mm square rod cross chains.
- Chain tighteners (QG20070) are RECOMMENDED, sold separately.



STOCK #	◆Partial listing of tire sizes	Weight/ pair (Lbs.)	CROSS CHAIN				SIDE CHAIN		
			CC Stock #	Dia. (Inches & MM)	No. of links	CC Hook #	SC Stock #	Dia. (Inches)	Fastener Stock #
1191055	6.50x10, 23x9.00x10, 5.70x12, 6x12, 23x5.70x12, 5.00x14	15.00	0621810	0.234	8	QG20051	QG30040	0.219	2034020
1192055	7.50x10, 25x8.5x14, 25x7.5x15, 23x9.00x15, 27x8x16	19.00	QG6221	0.234	10	QG20051	QG30040	0.219	2034020
1193055	7.00x12, 27x8.50x15	20.00	QG6221	0.234	10	QG20051	QG30040	0.219	2034020
1195055	7.00x15, 28x8.50x15, 28x9x15, 29x8x15	22.00	QG6221	0.234	10	QG20051	QG30040	0.219	2034020
1196055	7.50x15, 28x12x15, 7.5x16	26.00	QG6225	0.234	12	QG20051	QG30040	0.219	2034020
1197055	8.15x15, 23x12.5x15	20.00	QG6225	0.234	12	QG20051	QG30040	0.219	2034020
1198055	8.25x15	28.00	QG6225	0.234	12	QG20051	QG30040	0.219	2034020
1199055	250x15, 27x10.50x15	24.00	QG6225	0.234	12	QG20051	QG30040	0.219	2034020
1199555	14x17.5	45.00	QG6259	0.281	12	QG20053	QG30060	0.281	2006520
QG0103	6x12, 6.50-10	14.60	QG6046	5.5	11	-	QG30040	0.219	
QG0107	7.50-10, 23x9-15, 25x7.5-15, 25x8.5-14SS	15.00	QG6046	5.5	11	-	QG30040	0.219	
QG0111	7.00-15NHS, 27x8.5015NHS, 28x9-15, 29x8-15, 29x9-15, 30x8-15NHS	19.75	QG6046	5.5	11	-	QG30040	0.219	
QG0117	7.50-15, 7.50-16, 27x10.50-15NHS, 28x12-15	23.40	QG6046	5.5	11	-	QG30040	0.219	
QG0125	23x10.5-12	17.60	QG6048	5.5	13	-	QG30040	0.219	
QG0129	27x10.5-15, 250-15	21.45	QG6048	5.5	13	-	QG30040	0.219	
QG0137	8.25-15NHS	26.85	QG6048	5.5	13	-	QG30040	0.219	

Packaged: 1 pair per carton

Order unit: Pair

◆ This is only a partial listing of tire size applications. For complete, up-to-date listings, please refer to our most current Winter Traction Product Tech Guide & Tire Size Directory, or visit www.scc-chain.com. Refer to vehicle owner's manual for any traction product limitations.



For Grader, Scrapers & Heavy Equipment - Type OTR (Off road use)



* NOTE: 2 link spacing available upon request.

STOCK #	◆ Partial listing of tire sizes	Weight/ pair (Lbs.)	CROSS CHAIN			SIDE CHAIN			Fastener Stock #
			CC Stock #	Dia. (Inches)	No. of links	CC Hook #	SC Stock #	Dia. (Inches)	
0261220	12x25, 13.00-24, 13.00-25, 14.00-20, 14.00-21, 15.5x25, 16.9-20, 380/70-28	110.00	0742210	0.375	17	2005510	3007010	0.312	2006520
0261520	12.4-32, 14.00-24, 14.00-25, 14.9-26, 385/95-25	118.00	0742210	0.375	17	2005510	3007010	0.312	2006520
0262420	16.00-20, 16.00-21, 17.5-25, 445/95R25	164.00	0664010	0.437	15	2005710	3009010	0.375	2009320
0262720	16.00-24, 16.00-25, 560/65R24	178.00	0664010	0.437	15	2005710	3009010	0.375	2009320
0263320	20.5-25, 540/60-30, 555/70-25, 700x40x22.5, 560/65R25, 54065R28	188.00	0665010	0.437	19	2005710	3009010	0.375	2009320
0263620	18.00-24, 18.00-25, 18.00-26, 520/70-34	210.00	0665010	0.437	19	2005710	3009010	0.375	2009320
0264220	18.00x33	246.00	0665010	0.437	19	2005710	3009010	0.375	2009320
0264520	23.5-25, 25.5x25, 625/70R25, 28x26	344.00	0675010	0.531	19	2005410	3009510	0.437	2009320
0264820	21.00-24, 21.00-25	366.00	0675010	0.531	19	2005410	3009510	0.437	2009320
0265120	21.00x28/29, 750/65R25	388.00	0675010	0.531	19	2005410	3009510	0.437	2009320
0265420	21.00x35	432.00	0675010	0.531	19	2005410	3009510	0.437	2009320
0265720	26.5x25	430.00	0675310	0.531	22	2005410	3009510	0.437	2009320
0266020	24.00x25, 26.5x29, 30.5x32, 620/70R42, 650/R42	454.00	0675310	0.531	22	2005410	3009510	0.437	2009320
0266320	24.00x29, 710/70R38	480.00	0675310	0.531	22	2005410	3009510	0.437	2009320
0266620	24.00x33, 850/55R42	530.00	0675310	0.531	22	2005410	3009510	0.437	2009320
0267220	29.5x25	486.00	0675610	0.531	26	2005410	3009510	0.437	2009320
0267520	29.5x29	514.00	0675610	0.531	26	2005410	3009510	0.437	2009320

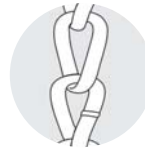
Packaged: 1 pair per drum

Order unit: Pair

Link Chain



For Grader, Scrapers and Heavy Equipment - Type OTR (Off road use)



STOCK #	◆ Partial listing of tire sizes	Weight/ pair (Lbs.)	CROSS CHAIN			SIDE CHAIN			Fastener Stock #
			CC Stock #	Dia. (Inches)	No. of links	CC Hook #	SC Stock #	Dia. (Inches)	
QG2612	13.00-24, 13.00-25, 14.00-20 GRADER, 14.00-21, 16.9-20, 380/70-28	112.00	QG6630R	0.375	17	QG20055	QG30070	0.312	QG20065
QG2615	12.4-32, 14.00-24 GRADER, 14.00-25, 14.9-26, 385/95-25	125.00	QG6630R	0.375	17	QG20055	QG30070	0.312	QG20065
QG2624	16.00-20 GRADER, 16.00-21 GRADER, 17.5-25	160.00	QG6640	0.437	15	QG20058	QG30090	0.375	QG20066
QG2627	16.00-24 GRADER, 16.00-25 GRADER, 445/95-25	184.00	QG6640	0.437	15	QG20058	QG30090	0.375	QG20066
QG2633	20.5-25, 540/60-30, 555/70-25	198.00	QG6650	0.437	19	QG20058	QG30090	0.375	QG20066
QG2636	18.00-24, 18.00-25, 18.00-26, 520/70-34	212.00	QG6650	0.437	19	QG20058	QG30090	0.375	QG20066
QG2645	23.5-25	326.00	QG6660	0.531	20	QG20059	QG30100	0.437	QG20066
QG2648	21L-24, 21.00-25	348.00	QG6660	0.531	20	QG20059	QG30100	0.437	QG20066

Packaged: 1/2 pair per bag

Order unit: Pair

◆ This is only a partial listing of tire size applications. For complete, up-to-date listings, please refer to our most current Winter Traction Product Tech Guide & Tire Size Directory, or visit www.scc-chain.com. Refer to vehicle owner's manual for any traction product limitations.



Hi-Way Tractor Chains 108 Series

108 Series Hi-Way chains use a heavy duty cross chain for longer wear under extreme conditions.

* NOTE: Order unit is piece / 2 pieces equal 1 pair.



Link Chain

STOCK #	◆Partial listing of tire sizes	Weight/ piece (Lbs.)	CROSS CHAIN			SIDE CHAIN			
			CC Stock #	Dia. (Inches)	No. of links	CC Hook #	SC Stock #	Dia. (Inches)	Fastener Stock #
1081010	8.3x22, 8.3x24, 8x24	30.00	0981110	0.375	10	2005510	3007110	0.312	2006420
1082010	8.3x28, 9.5x24	35.00	0981110	0.375	13	2005510	3007010	0.312	2006420
1082210	12.5x18, 12.5x80x18, 11.2x24, 9.5x28	38.00	0981210	0.375	13	2005510	3007110	0.312	2006420
1083010	400x70R18, 340/80R20, 12.4x24	42.00	0981410	0.375	13	2005510	3007010	0.312	2006420
1083210	10x28, 11.2x28, 9.5x32	39.00	0981210	0.375	13	2005510	3007110	0.312	2006420
1083510	13.5x16.1, 13.6x16	32.00	0981610	0.375	9	2005510	3007110	0.312	2006420
1084410	11.2x34, 11.2x36, 11.2x38	52.00	0981210	0.375	18	2005510	3007010	0.312	2006420
1084610	13.6x24, 12.4x28, 11.2x30	43.00	0981410	0.375	13	2005510	3007110	0.312	2006420
1084910	320/85/R34, 12.4x36, 12.4x38	53.00	0981410	0.375	16	2005510	3007110	0.312	2006420
1085410	380/85R34, 13.9x36, 13.6x38, 290/90R42, 11x42	59.00	0981610	0.375	17	2005510	3007110	0.312	2006420
1087110	44x16x20, 14.9x24, 380/85R24, 420/70R24, 13.6x28	48.00	0981610	0.375	14	2005510	3007110	0.312	2006420
1087710	14.9x26, 14.9x28, 380x85R28, 420/70R28	54.00	0981610	0.375	16	2005510	3007010	0.312	2006420
1087910	16.9x24, 16.9x26, 17.5x24, 420/80R26, 420/70R30, 425/85R26	53.00	0981910	0.375	14	2005510	3007110	0.312	2006420
1088010	460/85R38, 18.4x42	103.00	0981710	0.437	19	2005710	3007110	0.312	2009320
1088210	18.4x24, 18.4x26, 19.5x24	73.00	0981710	0.437	13	2005710	3007110	0.312	2009320
1088310	18.4x16.1	55.00	0981710	0.437	10	2005710	3007110	0.312	2009320
1088410	18.4x28	76.00	0981710	0.437	14	2005710	3007110	0.312	2009320
1088510	18.4x30	82.00	0981710	0.437	15	2005710	3007110	0.312	2009320
1088610	14.9x38	62.00	0981910	0.375	18	2005510	3007110	0.312	2006420
1088710	21Lx24, 18.4x34	87.00	0981710	0.437	16	2005710	3007110	0.312	2009320
1088810	16.9x34, 15.5x38	64.00	0981910	0.375	17	2005510	3007110	0.312	2006420
1088910	18.4x46, 480/80R42	108.00	0981710	0.437	20	2005710	3007110	0.312	2009320
1089110	16.9x38, 380/80R38	68.00	0981910	0.375	18	2005510	3007110	0.312	2006420
1089310*	20.8x42	113.00	0985510	0.437	20	2005710	3007110	0.312	2009320
1089410	16.9x28, 16.9x30	57.00	0981910	0.375	15	2005510	3007110	0.312	2006420
1089510	23.1x26, 600/65R28	98.00	0982210	0.437	14	2005710	3009010	0.375	2009320
1089710	23.1x34, 24.5x32	110.00	0982210	0.437	17	2005710	3007110	0.312	2009320
1089810	18.4x38, 14.9x46	98.00	0981710	0.437	18	2005710	3007110	0.312	2009320
1089910*	20.8x38	108.00	0985510	0.437	19	2005710	3007110	0.312	2009320

Packaged: 1/2 pair per bag (*1/2 pair per drum)

Order unit: Each

◆ This is only a partial listing of tire size applications. For complete, up-to-date listings, please refer to our most current Winter Traction Product Tech Guide & Tire Size Directory, or visit www.scc-chain.com. Refer to vehicle owner's manual for any traction product limitations.



Ladder Style Farm Tractor - Type FTH



STOCK #	◆ Partial listing of tire sizes	Weight/ pair (Lbs.)	CROSS CHAIN			SIDE CHAIN			
			CC Stock #	Dia. (Inches)	No. of links	CC Hook #	SC Stock #	Dia. (Inches)	Fastener Stock #
QG0822*	8.3-24	65.50	QG6435	0.375	11	QG20054	QG30070	0.312	QG20065
QG0832	7.2-24, 9.5-24	71.00	QG6435	0.375	11	QG20054	QG30070	0.312	QG20065
QG0834	12.5/80-18	72.00	QG6445	0.375	14	QG20055	QG30070	0.312	QG20065
QG0836	9.5-28, 11.2-24, 15-19.5 NHS	84.00	QG6445	0.375	14	QG20055	QG30070	0.312	QG20065
QG0838	9.5-32, 11.2-28, 11.2-30, 13.50-16.1	97.50	QG6445	0.375	14	QG20055	QG30070	0.312	QG20065
QG0850	12.4-16, 13.6-16, 14-17.5	76.00	QG7420	0.375	16	QG20055	QG30070	0.312	QG20065
QG0852	12.2-24, 12.4-24, 15-22.5, 41 x14.00-20 NHS, 355/80-20 IND	90.00	QG6445	0.375	14	QG20055	QG30070	0.312	QG20065
QG0856	11.2-32, 12.4-28	104.00	QG6445	0.375	14	QG20055	QG30070	0.312	QG20065
QG0859	13.6-28, 14.9-24	112.00	QG7420	0.375	16	QG20055	QG30070	0.312	QG20065
QG0862	9.5-36, 9.5-38, 9.5-42, 11.2-38, 12.4-36, 12.4-38, 320/85-38	125.00	QG6445	0.375	14	QG20055	QG30070	0.312	QG20065
QG0866	12.4-40, 12.4-42, 13.6-36, 13.6-38, 13.9-36	142.00	QG7420	0.375	16	QG20055	QG30070	0.312	QG20065
QG0869	14.9-26, 14.9-28, 380/85-28, 385/95-25, 420/70-28	121.00	QG7420	0.375	16	QG20055	QG30070	0.312	QG20065
QG0874	16.9-24, 17.5L-24, 445/80-22.5	126.00	QG7426	0.375	19	QG20055	QG30070	0.312	QG20065
QG0876	14.9-30, 16.9-26, 16.9-28, 380/85-30, 420/85-28, 440/80-28	134.00	QG7426	0.375	19	QG20055	QG30070	0.312	QG20065
QG0877	16.9-30, 380/85-34	142.00	QG7426	0.375	19	QG20055	QG30070	0.312	QG20065
QG0879	15.5-38, 16.9-34, 380/80-38, 420/85-34, 420/90-30	150.00	QG7426	0.375	19	QG20055	QG30070	0.312	QG20065
QG0880	16.9-38	165.00	QG7426	0.375	19	QG20055	QG30070	0.312	QG20065
QG0882	21.5-16, 21.5L-16.1	154.00	QG9562	0.437	17	QG20058	QG30090	0.375	QG20066
QG0883	18.4-24, 18.4-26, 19.5L-24, 480/70-28, 480/70-30, 550/65-25	174.00	QG9562	0.437	17	QG20058	QG30090	0.375	QG20066
QG0885	18.4-30, 21L-24	194.00	QG9562	0.437	17	QG20058	QG30090	0.375	QG20066
QG0887	18.4-34	208.00	QG9562	0.437	17	QG20058	QG30090	0.375	QG20066
QG0889	18.4-38, 480/80-38	223.00	QG9562	0.437	17	QG20058	QG30090	0.375	QG20066
QG0891	23.1-26	214.00	QG9567	0.437	22	QG20058	QG30090	0.375	QG20066
QG0893	23.1-30	242.00	QG9567	0.437	22	QG20058	QG30090	0.375	QG20066

Packaged: 1/2 pair per bag (* Package 1 pair per bag)

Order unit: Pair

◆ This is only a partial listing of tire size applications. For complete, up-to-date listings, please refer to our most current Winter Traction Product Tech Guide & Tire Size Directory, or visit www.scc-chain.com. Refer to vehicle owner's manual for any traction product limitations.

Link Chain



Duo-Trac Tractor Chain 107 Series (Off road use)

⚠ Not for highway use!



• Adjacent cross chains interconnected to prevent cross chain from dropping into the grooves of the tire tread. For maximum traction in extreme mud or snow conditions

* NOTE: Order unit is piece / 2 pieces equal 1 pair.

STOCK #	◆ Partial listing of tire sizes	Weight/ piece (Lbs.)	CROSS CHAIN			SIDE CHAIN			
			CC Stock #	Dia. (Inches)	No. of links	CC Hook #	SC Stock #	Dia. (Inches)	Fastener Stock #
1070010	7x12	11.00	0960810	0.234	9	2005110	3004010	0.234	2034020
1070110	7x14, 25x8.50x14	22.00	0960810	0.234	9	2005110	3004010	0.234	2034020
1070210	7x16, 6.00x16	13.00	0960810	0.234	9	2005110	3004010	0.234	2034020
1070310	8x16, 8.3x16	15.00	0961010	0.234	11	2005110	3004010	0.234	2034020
1070710	9.5x16, 29x12.5x16	32.00	0970810	0.375	9	2005110	3007010	0.312	2006420
1070810	31x15.50x15, 11.2x16, 10x16.5, 8.3x22	38.00	0970810	0.375	9	2005110	3007010	0.312	2006420
1070910	23x8.5x14, 12.4x16, 12x16.00, 12.5x16, 9.5x20	40.00	0970810	0.375	9	2005110	3007010	0.312	2006420
1071010	8.3x24, 8x24	40.00	0970810	0.375	9	2005110	3007110	0.312	2006420
1071210	12x16.5	34.00	0970810	0.375	9	2005110	3007010	0.312	2006420
1072010	9.5x24, 340/80R18	45.00	0971010	0.375	11	2005110	3007110	0.312	2006420
1072210	340x80R20, 360/70R20, 11.2X24, 41x14.00x20	47.00	0971010	0.375	11	2005110	3007110	0.312	2006420
1073010	43x16x20, 12.4x24, 11.2x28, 10x28	50.00	0971010	0.375	11	2005110	3007110	0.312	2006420
1073410	12.4x28, 11.2x30, 9.5x32	53.00	0971010	0.375	11	2005110	3007110	0.312	2006420
1074410	11.2x34, 11.2x36	60.00	0971010	0.375	11	2005110	3007110	0.312	2006420
1074810	320/85/R34, 12.4x36, 11.2x38, 12.4x38	67.00	0971010	0.375	11	2005110	3007110	0.312	2006420
1077010	44x18x20, 13.00x20, 14.9x24, 13.00x24, 13.6x24/26	50.00	0971210	0.375	13	2005110	3007110	0.312	2006420
1077410	15x19.5	48.00	0971210	0.375	13	2005110	3007010	0.312	2006420
1077610	49x16x20, 420/70R24, 17.5x24, 15.5x25, 14.9x26, 420/70R26, 13.6x28	58.00	0971210	0.375	13	2005110	3007110	0.312	2006420
1077810	14x24, 14.9x28, 380x85R28, 420x70R28	64.00	0971210	0.375	13	2005110	3007110	0.312	2006420
1078410	380/85R30, 14.9x30, 13.6x36, 13.9x36	65.00	0971210	0.375	13	2005110	3007110	0.312	2006420
1078610	380/85/R34, 14.9x34, 13.6x38, 290/90R42	72.00	0971210	0.375	13	2005110	3007110	0.312	2006420
1078710	460/85R38, 18.4x42, 420/80x46	100.00	0971410	0.375	15	2005110	3007110	0.312	2006420
1078810	18.4x46, 480/80R46	109.00	0971410	0.375	15	2005110	3007110	0.312	2006420
1078910	14.9x38, 380/80R38	75.00	0971210	0.375	13	2005110	3007110	0.312	2006420
1079010	23.1x38, 20.8x42	138.00	0972610	0.437	18	2005110	3007110	0.312	2009320
1079110	460/70R24, 16.9x24, 17.5x25, 16.9x26, 17.5x26, 420/80R26, 425/85R26 420/70R30	64.00	0971410	0.375	15	2005110	3007110	0.312	2006420
1079310	18.4x24, 19.5x24, 16.9x28, 420/85R28	71.00	0971410	0.375	15	2005110	3007110	0.312	2006420
1079410	18.4x26/28, 16.9x30	70.00	0971410	0.375	15	2005110	3007110	0.312	2006420
1079510	600/65R28, 23.1x30, 20.8x34	122.00	0972610	0.437	18	2005110	3007110	0.312	2009320
1079610	21Lx24, 480/65R24, 20.5x25, 550/65R25, 555/70R25, 18.4x30, 16.9x34, 15.5x38	75.00	0971410	0.375	15	2005110	3007110	0.312	2006420
1079710	24.5x32, 23.1x32, 23.1x34, 20.8x38	125.00	0972610	0.437	18	2005110	3007110	0.312	2009320
1079810	480/85R34, 18.4x38, 480/80R38, 14.9x46	91.00	0971410	0.375	15	2005110	3007110	0.312	2006420
1079910	21Lx28, 18.4x34, 16.9x38	83.00	0971410	0.375	15	2005110	3007110	0.312	2006420

Packaged: 1/2 pair per bag

Order unit: Each

◆ This is only a partial listing of tire size applications. For complete, up-to-date listings, please refer to our most current Winter Traction Product Tech Guide & Tire Size Directory, or visit www.scc-chain.com. Refer to vehicle owner's manual for any traction product limitations.

Link Chain

QUIK GRIP®

Farm Tractor & Industrial Type - Twin Grip (Off road use)

⚠ Not for highway use!

• Adjacent cross chains interconnected to prevent cross chain from dropping into the grooves of the tire tread.

* NOTE: 2 link back space on last cross chain section of each 1/2 pair.



STOCK #	◆ Partial listing of tire sizes	Weight/ pair (Lbs.)	CROSS CHAIN			SIDE CHAIN			
			CC Stock #	Dia. (Inches)	No. of links	CC Hook #	SC Stock #	Dia. (Inches)	Fastener Stock #
QG9338	9.5-32, 12.2-24	110.80	QG8330	0.375	11	QG20054	QG30070	0.375	QG20065
QG9342*	9.5-36, 11.2-28, 11.2-30, 11.2-32, 12.4-28, 250/95-34	123.50	QG8330	0.375	11	QG20054	QG30070	0.375	QG20065
QG9346*	9.5-40, 11.2-34, 11.2-36, 290/95-34	136.00	QG8330	0.375	11	QG20054	QG30070	0.375	QG20065
QG9348*	9.5-42, 11.2-38, 11.2-40, 12.4-36, 12.4-38, 320/85-38	154.00	QG8330	0.375	11	QG20054	QG30070	0.375	QG20065
QG9373	13.6-26	125.00	QG8350	0.375	14	QG20054	QG30070	0.375	QG20065
QG9374*	13.6-28, 14.9-24, 14.9-26, 14.9-28, 380/85-28, 385/95-25, 420/70-28	142.00	QG8350	0.375	14	QG20054	QG30070	0.375	QG20065
QG9376*	13.6-36, 13.9-36, 14.9-30, 380/85-30	158.00	QG8350	0.375	14	QG20054	QG30070	0.375	QG20065
QG9377	13.6-38	156.00	QG8350	0.375	14	QG20054	QG30070	0.375	QG20065
QG9379*	14.9-36, 14.9-38, 320/90-42	180.00	QG8350	0.375	14	QG20054	QG30070	0.375	QG20065
QG9387*	16.9-24	135.00	QG8360	0.375	16	QG20054	QG30070	0.375	QG20065
QG9389	16.9-26, 16.9-28, 18.34-24, 19.5L-24, 21.5-16, 21.5L-16.1, 420/85-28 440/80-28, 480/70-28	154.00	QG8360	0.375	16	QG20054	QG30070	0.375	QG20065
QG9391	16.9-32, 18.4-28	166.00	QG8360	0.375	16	QG20054	QG30070	0.375	QG20065
QG9392*	15.5-38, 16.9-30, 18.4-26, 380/80-38, 380/85-34, 420/90-30	175.00	QG8360	0.375	16	QG20054	QG30070	0.375	QG20065
QG9394	16.9-34, 16.9-38, 18.4-30, 18.4-34, 420/85-34	192.00	QG8360	0.375	16	QG20054	QG30070	0.375	QG20065
QG9396*	18.4-38, 480/80-38	201.00	QG8360	0.375	16	QG20054	QG30070	0.375	QG20065
QG9397	20.8-34, 23.1-26, 23.1-30	202.00	QG8360	0.375	16	QG20054	QG30070	0.375	QG20065
QG9398	20.8-38, 23.1-34, 24.5-32	230.00	QG8360	0.375	16	QG20054	QG30070	0.375	QG20065
QG9399	18.4-42, 18.4-46	240.00	QG8360	0.375	16	QG20054	QG30070	0.375	QG20062XL

Packaged: 1/2 pair per bag

Order unit: Pair



◆ This is only a partial listing of tire size applications. For complete, up-to-date listings, please refer to our most current Winter Traction Product Tech Guide & Tire Size Directory, or visit www.scc-chain.com. Refer to vehicle owner's manual for any traction product limitations.

Link Chain



Build Your Own Hi-Way 198 Series Type FHT Tire Chains



Replacement cross chains and end members, see page 57.

STOCK #	◆ Partial listing of tire sizes	Weight/ drum (Lbs.)	CROSS CHAIN				SIDE CHAIN			
			CC per drum	CC Stock #	Dia. (Inches)	No. of links	CC Hook #	length per drum(ft)	Dia. (Inches)	Fastener Stock #
1981210	9.5x16, 10x16.5, 9.5x24, 8.3x24, 11.2x24, 9.5x28, 11.2x28, 9.5x32, 11.2x34, 11.2x38, 9.5x40, 11.2x36	243.00	81	0981210	0.375	8	2005510	51.5	0.312	2009320
1981610	13.6x16, 15x19.5, 12.4x24, 13.00x24, 13.6x24, 14.00x24, 14.9x24, 15.5x25, 13.6x26, 14.9x26, 12.4x28, 13.6x28, 14.9x28, 14.9x30, 12.4x36, 13.6x36, 13.9x36, 12.4x38, 13.6x38, 14.9x38, 15.5x38, 12.4x40, 13.6x40, 12.4x42	311.00	89	0981610	0.375	11	2005510	57.0	0.312	2009320
1981910	16.9x24, 17.5x24, 17.5x25, 16.9x26, 16.9x28, 16.9x30, 16.9x34, 16.9x38	342.00	89	0981910	0.375	13	2005510	57.0	0.312	2009320
1982110	18.4x16.1, 18.4x24, 19.5x24, 21x24, 20.5x25, 18.4x26, 18.4x30, 18.4x34, 18.4x38, 18.4x42, 18.4x28, 20.8x38	420.00	97	0982110	0.375	16	2005510	62.0	0.312	2009320

Packaged: Bulk drum

Order unit: Each



Build Your Own Duo-Trac 197 Series Type DT Tire Chains



Replacement cross chains and end members, see page 57.

* NOTE: Extra heavy duty 11/0 cross chain.

STOCK #	◆ Partial listing of tire sizes	Drum Type	Weight/ drum (Lbs.)	CROSS CHAIN				SIDE CHAIN			
				CC per drum	CC Stock #	Dia. (Inches)	No. of links	CC Hook #	length per drum(ft)	Dia. (Inches)	Fastener Stock #
1971010	9.5x16, 12x16.5, 8.3x24, 9.5x24, 11.2x24, 12.4x24, 12.4x26, 9.5x28, 11.2x28, 12.4x28, 11.2x30, 9.5x32, 11.2x32, 9.5x34, 11.2x34, 9.5x36, 11.2x36, 12.4x36, 9.5x38, 11.2x38, 12.4x38, 9.5x40, 11.2x40, 9.5x42	DTA	321	0971010	40	0.375	11	2005510	53	0.312	2009320
1971210	13.6x16, 44x18x20, 13.00x24, 13.6x24, 14.00x24, 14.9x24, 15.5x25, 13.6x26, 14.9x26, 13.6x28, 14.9x28, 13.6x36, 13.6x38, 13.6x40, 13.9x36, 14.9x30, 14.9x36, 14.9x38	DTB	381	0971210	44	0.375	13	2005510	58	0.312	2009320
1971410	18.4x16, 16.9x24, 17.5x24, 18.4x24, 19.5x24, 21x24, 17.5x25, 20.5-25, 23.5x25, 16.9x26, 18.4x26, 23.1x26, 16.9x28, 18.4x28, 16.9x30, 18.4x30, 23.1x30, 16.9x32, 24.5x32, 16.9x34, 18.4x34, 20.8x34, 23.1x34, 480/85R34, 15.5x38, 16.9x38, 18.4x38, 20.8x38, 18.4x42, 20.8x42	DTC	496	0971410	52	0.375	15	2005510	68.5	0.312	2009320
*1972610	20.8x34, 20.8x38, 20.8x42, 23.1x25	DTD	624	0972610	40	0.437	18	2005710	60.0	0.375	2009320

Packaged: Bulk drum

Order unit: Each

Build Your Own Duo-Tracs

- Continuous length chain for in-store assembly of chains.
- Eliminate inventories for low use sizes.
- No waste – short ends can be re-connected or sold as repair parts.
- Always have the right size available – Deliver right now.

Each drum contains enough chain to make 2 pair of the longest chain in each category. Stock only 4 sizes of each style for complete coverage in both Highway tractor and Duo-track (off-road) tractor.

◆ This is only a partial listing of tire size applications. For complete, up-to-date listings, please refer to our most current Winter Traction Product Tech Guide & Tire Size Directory, or visit www.scc-chain.com. Refer to vehicle owner's manual for any traction product limitations.

MAX-TRAC Snowblower & Garden Tractor Tire Chains



- Available in 2 link and 4 link spacing.
- Chain tighteners (QG20030 & QG20032) may be RECOMMENDED.
- * Deep lug tires 4/0 (0.234) cross chain

STOCK #			◆Partial listing of tire sizes			
2-LINK	4-LINK		2-LINK CROSS CHAIN SPACING		4-LINK CROSS CHAIN SPACING	
			No. of Cross Chains per 1/2 pair	Weight per pair (lbs)	No. of Cross Chains per 1/2 pair	Weight per pair (lbs)
1060156	-	10x2.75, 10/10x2.75	10	3.00	-	-
1060256	-	9.5x3, 10.25x3.25, 10x3.50	10	4.00	-	-
1060356	-	12x3, 10.5x4.50x4, 4.10/3.50x5	10	5.00	-	-
1060456	-	4.10/3.50x4, 3.40/3.00x5	9	4.00	-	-
1060856	-	4.10x3.50x6, 11x4x4, 12x3.25, 12.25x3.50, 12x4x6, 4.10x3.50x8	11	5.00	-	-
1061056	-	5.30/4.50x6, 14x5.00x6, 15x3.50x6, 13x4x8, 14x5.30x6	14	7.00	-	-
1061256	-	12.5x4.50x6, 12x7x4, 13x4.00x5, 10x6x6, 13x5.00x6, 5.3x12, 13x4x6, 13x4.1, 13x5.00x7	12	5.00	-	-
1061556	-	4.00/4.80x8, 4.8x12	16	8.00	-	-
1061756	-	14x5.50x5, 15x5.00x6, 15x6.00x6	12	7.00	-	-
1061856	-	18x6.50x8, 17x8x8, 18x7x8	16	11.00	-	-
1062056	1062055	5.00x5.70x8, 16x5.0x8, 16x6.50x8	13	9.00	7	6.00
1062156	1062155	16x7.50x8, 18x8.50x8	14	11.00	7	7.00
1062256	1062255	18x8.50x10, 18x9.50x8, 19x9.50x8	14	11.00	7	7.00
1062656	1062655	20x7x12, 20x8.00x8, 20x8.00x10, 20x9.00x8, 21x7x10	16	12.00	8	8.00
1062756	1062755	20x9.00x10, 20x10.00x8, 22x10x8, 20x10.00x10, 21x8x10	16	15.00	8	10.00
1062856	-	22x9.50x12, 22x8x12	18	14.00	-	-
1062956	1062955	22x8x10, 8x12, 22x9x12, 23x6.50x12, 23x8.50x12	20	15.00	10	9.00
1063056	1063055	20x10.5x12, 21x10.50x12, 21x11.00x8, 22x10x12, 23x9.50x12, 24x8.50x12, 24x8.00x14, 22x10x10	20	15.00	10	10.00
1063156	1063155	22x11.00x8, 22x11x10, 23x10.00x12, 23x10.50x12, 24x9.50x12	19	17.00	10	11.00
1063456	1063455	25x10x8, 24x10.50x12, 24x13x12, 26x10x12, 26x11x12, 26x12x12	22	22.00	11	13.00
1063856	1063855	22.5x12x9, 26x13.00x10, 29x12x15	25	26.00	13	17.00
1063956	-	24x12x10, 24x12.00-12	18	18.00	-	-
*1065056	-	4.10/3.50x4	9	6.00	-	-
*1065156	-	12.00x3.50x6, 4.10/3.50x6	11	7.00	-	-
*1065256	-	4.00/4.80x8, 16x4.8x8	15	12.00	-	-
*1065356	-	16x6.50x8, 16x6.50x6	13	13.00	-	-
*1065556	-	13x5.00x6, 14x4.00x6	11	9.00	-	-

Packaged: 1 pair per carton

Order unit: Pair

ATV-TRAC ATV V-Bar Tire Chain (Off road use)



- Available in 2 link and 4 link designs.
- Chain tighteners (QG20032 or QG20048) are RECOMMENDED, see page 59.

STOCK #			◆Partial listing of tire sizes			
2-LINK	4-LINK		2-LINK CROSS CHAIN SPACING		4-LINK CROSS CHAIN SPACING	
			No. of Cross Chains per 1/2 pair	Weight per pair (lbs)	No. of Cross Chains per 1/2 pair	Weight per pair (lbs)
1064156	1064155	21x9x10, 21x10x12, 22x8x10, 22x8x12, 22x9x8, 22x10x8, 22x10x9, 22x10x10, 23x7x10, 23x8x10, 23x8x11, 23x10x10, 22x9x10, 22x9x12, 23x8.5x12	19	24.00	10	14.00
1064356	1064355	23x10.5x12, 24x11x8, 24x11x9, 24x11x10, 24x11x12, 24x11.5-10, 24x13x9, 25x10x10, 25x10x12, 25x11x10, 25x11x12, 25x12x9, 25x12x10, 25x11x9, 22x12.50x10, 24x10.50x10, 25x10x11, 24x11.50x12, 25x10.50x12, 26x9x12, 26x10x12, 26x9x14	21	29.00	11	17.00
1064556	1064555	22x11x8, 22x11x9, 22x11x10, 23x11x10, 24x9x11, 24x9.5x10, 24x10x11, 24x10x12	19	26.00	10	16.00
1064656	1064655	24x8x11, 24x8x12, 26x8x12, 24x9x12, 25x8x12, 6x16	20	24.00	11	15.00
1064756	-	25x12x11, 25x12x12, 26x11x12, 26x12x12, 27x11x12, 28x10x12, 26x11x14, 25x13x9	24	32.00	-	-

Packaged: 1 pair carton

Order unit: Pair

◆ This is only a partial listing of tire size applications. For complete, up-to-date listings, please refer to our most current Winter Traction Product Tech Guide & Tire Size Directory, or visit www.scc-chain.com. Refer to vehicle owner's manual for any traction product limitations.





Section 3

Traction Product Spare Parts

Cable Crossmembers.....	52-53
Link Cross Chain Import.....	54-55
Link Cross Chains Domestic.....	56-57
Link Side Chain Bulk Domestic.....	57
Link Side Chain Bulk Import.....	63
Link Cross Chain Bulk Domestic...	58
Link Cross Chain Bulk Import.....	63
Tighteners & Accessories.....	59-60
Link Chain Components.....	60-63
Tools.....	64

Section 4

Misc.

Z-Product P.O.P. Displays.....	65
Tire Chain Identifier.....	66-69
Traction Product Packaging Specs	70-71
Index (by part number).....	72-75

Z-Chain® Replacement Crossmember



Stock #	Use on final assembly #	Overall length (Inches)	Weight per ctn (Lbs)	Factory packaging
Z-9380	Z-539	14.00	6.20	10 bags per ctn
Z-9384	Z-547	15.50	6.80	10 bags per ctn
Z-9388	Z-555, Z-563	16.00	7.00	10 bags per ctn
Z-9390	Z-571	16.50	7.20	10 bags per ctn
Z-9394	Z-575, Z-579	17.00	7.20	10 bags per ctn
Z-9398	Z-583	18.00	7.60	10 bags per ctn

Packaged: 2 per poly bag with header card

Order unit: Pair

Super Z® (Passenger/LT) Replacement Crossmember



SZ Series



ZT Series

Stock #	Use on final assembly #	Overall length (Inches)	Weight per ctn (Lbs)	Factory packaging
SZ1334	SZ315	12.00	2.50	6 bags per ctn
SZ1336	SZ319	13.00	2.40	6 bags per ctn
SZ1338	SZ323, SZ327, SZ329	14.00	2.60	6 bags per ctn
SZ1340	SZ331	15.00	2.70	6 bags per ctn
SZ1342	SZ335, SZ339	16.00	2.90	6 bags per ctn
SZ1344	SZ343	17.00	3.00	6 bags per ctn
ZT1742	ZT729, ZT735	17.00	7.20	10 bags per ctn
ZT1744	ZT741	18.00	7.40	10 bags per ctn
ZT1746	ZT747, ZT751	19.00	7.90	10 bags per ctn

Packaged: 2 per poly bag with header card

Order unit: Pair

Super Z® (Truck Single) Replacement Crossmember



Stock #	Use on final assembly #	Overall length (Inches)	Weight per ctn (Lbs)	Factory packaging
ZT8259	ZT835	19.00	9.00	10 per carton
ZT8261	ZT837, ZT841	20.00	9.10	10 per carton
ZT8263	ZT853, ZT859, ZT865, ZT869, ZT881	21.00	9.00	10 per carton
ZT8265	ZT877, ZT887, ZT-118	22.00	9.20	10 per carton
ZT8267	ZT891, ZT892	24.00	10.50	10 per carton
ZT8269	ZT897	26.00	11.10	10 per carton
ZT8275	ZT896	29.00	12.60	10 per carton
ZT8277	ZT899	27.00	11.60	10 per carton
ZT8283	ZT898	31.00	13.30	10 per carton

Packaged: Bulk

Order unit: Each

Super Z® (OTR) Replacement Crossmember



Stock #	Use on final assembly #	Overall length (Inches)	Weight per ctn (Lbs)	Factory packaging
ZT1532	ZT-132	26.00	9.00	10 per carton
ZT1541	ZT-141	30.00	11.00	10 per carton
ZT1543	ZT-143	32.00	12.50	10 per carton
ZT1545	ZT-145	38.00	14.00	10 per carton

Packaged: Bulk

Order unit: Each

Spare Parts

Super Z® QuikDraw™ Dual Triple Replacement Crossmember




Stock #	Use on final assembly #	Overall length (Inches)	Weight per ctn (Lbs)	Factory packaging
ZT9932	ZT948	32.00	16.00	5 per carton
ZT9933	ZT956	33.00	16.00	5 per carton
ZT9934	ZT962	34.00	16.00	5 per carton
ZT9935	ZT970, ZT982	35.00	17.50	5 per carton
ZT9936	ZT990	36.00	17.50	5 per carton

Packaged: Bulk

Order unit: Each

SUPER Z CROSSMEMBER REPAIR:



1 Lay the chains down with the flat side of the eyelets (Marked TIRE SIDE) towards the ground.



2 Open the eyelet flap (about 20°-30°) and take the old crossmember out through the hole in the flat side of the eyelet.



3 Insert the new crossmember through the hole in the flat side of the eyelet.



4 Close with a hammer and make sure that the crossmember is securely seated in the eyelet.

Alloy Radial Chain® Replacement Crossmember



Stock #	Use on final assembly #	Overall length (Inches)	Weight per ctn (Lbs)	Factory packaging
TC8611	TA1939, TA1941	14.89	3.50	10 per carton
TC8615	TA1943	15.94	3.50	10 per carton
TC8619	TA1945	16.88	4.00	10 per carton
TC8623	TA1947, TA1949	17.44	4.00	10 per carton
TC8627	TA1951	18.00	4.00	10 per carton
TC8637	TA2071	23.00	5.30	10 per carton
TC8639	TA2069	24.00	5.50	10 per carton
TC8754	TA3939, TA3941	28.00	2.40	6 per carton
TC8758	TA3943	30.00	2.50	6 per carton
TC8762	TA3945	31.00	2.65	6 per carton
TC8766	TA3947	31.50	2.65	6 per carton
TC8770	TA3949	32.00	2.70	6 per carton

Packaged: Bulk

Order unit: Each

Spare Parts



Quik Grip standard link



Square rod alloy

Quik Grip® Regular Link & Square Rod Replacement Cross Chain with End Hooks (Bulk packaging)

Stock #	Number of links	Diameter of links (Inches)		Inside length cross chain with end hooks (Inches)	Cross chain end hook number	Weight per bag (Lbs)	Factory packaging
QG5414 [†]	7	11/64	0.177	10.38	QG20056	11.50	50 / bag
QG5419 [†]	8	11/64	0.177	11.56	QG20056	13.00	50 / bag
QG5420 [†]	9	11/64	0.177	12.74	QG20056	14.00	50 / bag
QG5422 [†]	10	11/64	0.177	13.92	QG20056	15.00	50 / bag
QG6046	11	5mm x 5mm	-	13.16	-	15.25	25 / bag
QG6048	13	5mm x 5mm	-	18.12	-	17.25	25 / bag
QG6121	10	5.5mm x 5.5mm	-	13.32	QG20151	14.60	25 / bag
QG6125	12	5.5mm x 5.5mm	-	15.35	QG20151	20.00	25 / bag
QG6153	13	7mm x 7mm	-	15.75	QG20154	31.90	25 / bag
QG6155	15	7mm x 7mm	-	17.75	QG20154	35.50	25 / bag
QG6160	9	8mm x 8mm	-	16.08	QG20154	32.50	25 / bag
QG6163	11	8mm x 8mm	-	18.88	QG20154	37.50	25 / bag
QG6219 [†]	9	15/64	0.234	12.12	QG20051	27.50	50 / bag
QG6221 [†]	10	15/64	0.234	13.12	QG20051	30.00	50 / bag
QG6222	10	5/16	0.312	14.34	QG20054	31.20	25 / bag
QG6225	12	15/64	0.234	15.12	QG20051	33.00	50 / bag
QG6226	12	5/16	0.312	16.50	QG20054	75.00	50 / bag
QG6227	13	15/64	0.234	16.12	QG20051	35.00	50 / bag
QG6229 [†]	14	15/64	0.234	17.12	QG20051	35.00	50 / bag
QG6251	9	9/32	0.281	14.37	QG20053	47.00	50 / bag
QG6253	10	9/32	0.281	15.62	QG20053	51.00	50 / bag
QG6255	11	9/32	0.281	16.87	QG20053	62.50	50 / bag
QG6256	8	5/16	0.312	14.62	QG20054	60.00	50 / bag
QG6259	12	9/32	0.281	18.12	QG20053	58.00	50 / bag
QG6260	9	5/16	0.312	16.01	QG20054	32.50	25 / bag
QG6263	10	5/16	0.312	17.40	QG20054	38.00	25 / bag
QG6265	16	9/32	0.281	23.12	QG20053	37.50	25 / bag
QG6266	11	5/16	0.312	18.79	QG20054	35.00	25 / bag
QG6426	10	3/8	0.375	16.12	QG20054	50.00	25 / bag
QG6435	11	3/8	0.375	17.36	QG20054	55.00	25 / bag
QG6436	12	3/8	0.375	18.62	QG20054	58.00	25 / bag
QG6438	13	3/8	0.375	19.88	QG20054	62.00	25 / bag
QG6445	14	3/8	0.375	21.14	QG20055	65.00	25 / bag
QG6630R	17	3/8	0.375	25.00	QG20055	79.00	25 / bag
QG6640	15	7/16	0.437	28.18	QG20058	44.00	10 / bag
QG6650	19	7/16	0.437	34.43	QG20058	54.00	10 / bag
QG6660	20	17/32	0.531	39.43	QG20059	94.00	10 / bag
QG7213	13	5/16	0.312	21.57	QG20054	42.50	25 / bag
QG7214	14	5/16	0.312	22.96	QG20054	44.00	25 / bag
QG7215	15	5/16	0.312	24.35	QG20054	46.00	25 / bag
QG7216	20	5/16	0.312	31.30	QG20054	57.00	25 / bag
QG7420	16	3/8	0.375	23.66	QG20055	68.00	25 / bag
QG7426	19	3/8	0.375	27.44	QG20055	65.00	20 / bag
QG9562	17	7/16	0.437	31.29	QG20058	49.00	10 / bag
QG9567	22	7/16	0.437	39.09	QG20058	60.00	10 / bag

Packaged: Bulk

Order unit: Each

[†]Note: These items are also packaged in retail poly bags. See page 55 for details.



V-Bar Link Chain



Alloy Stud Chain

Quik Grip® V-Bar & Alloy Stud Chain Replacement Cross Chain with End Hooks (Bulk packaging)

Stock #	Number of links	Diameter of links (Inches)		Inside length cross chain with end hooks (Inches)	Cross chain end hook number	Weight per bag (Lbs)	Factory packaging
QG5820†	9	13/64	0.207	12.03	QG20050	11.00	25 / bag
QG5822†	10	13/64	0.207	12.94	QG20050	12.00	25 / bag
QG5830	12	13/64	0.207	13.16	QG20057	13.00	25 / bag
QG5832	13	13/64	0.207	14.08	QG20057	16.00	25 / bag
QG6819†	9	15/64	0.234	12.12	QG20051	32.00	50 / bag
QG6821†	10	15/64	0.234	13.12	QG20051	33.00	50 / bag
QG6822	9	9/32	0.281	14.37	QG20053	55.00	50 / bag
QG6825	12	15/64	0.234	15.12	QG20051	39.00	50 / bag
QG6826	11	9/32	0.281	16.87	QG20053	74.00	50 / bag
QG6853	10	9/32	0.281	15.62	QG20053	60.00	50 / bag
QG6859	12	9/32	0.281	18.12	QG20053	74.00	50 / bag
QG6860	9	5/16	0.312	16.01	QG20054	37.00	25 / bag
QG6863	10	5/16	0.312	17.40	QG20054	40.00	25 / bag
QG6866	11	5/16	0.312	18.79	QG20054	45.00	25 / bag
QGS9340HD	11	8mm	0.315	18.79	QG20254	50.00	25 / bag
OGS9355HD	12	8mm	0.315	20.18	QG20254	52.50	25 / bag
QGV5315	9	9/32	0.281	14.75	QG20054	65.00	50 / bag
QGV5340HD	11	5/16	0.312	18.79	QG20054	44.00	25 / bag
QGV5355	12	5/16	0.312	20.18	QG20054	48.80	25 / bag

Packaged: Bulk

Order unit: Each

†Note: These items are also packaged in retail poly bags. See below for details.

Quik Grip® Replacement Cross Chain with End Hooks (Retail packaging)



Stock #	Number of links	Diameter of links (Inches)	Weight per ctn (Lbs)	Factory packaging
QG5414-30	7	0.177	3.00	6 bags / carton
QG5419-30	8	0.177	4.00	6 bags / carton
QG5420-30	9	0.177	4.00	6 bags / carton
QG5422-30	10	0.177	4.00	6 bags / carton
QG6219-30	9	0.234	7.00	6 bags / carton
QG6221-30	10	0.234	7.00	6 bags / carton

Packaged: 2 per poly bag with header card

Order unit: Pair

Quik Grip® Replacement Cross Chain with End Hooks (Retail packaging)



Stock #	Number of links	Diameter of links (Inches)	Weight per ctn (Lbs)	Factory packaging
QG5820-30	9	0.207	6.00	6 bags / carton
QG5822-30	10	0.207	6.00	6 bags / carton
QG6819-30	9	0.234	7.00	6 bags / carton
QG6821-30	10	0.234	8.00	6 bags / carton

Packaged: 2 per poly bag with header card

Order unit: Pair

Quik Grip® Replacement Cross Chain for Twin Grip Tractor Chain

Stock #	Number of links	Diameter of links (Inches)		Inside length cross chain w/ end hook (Inches)	Cross chain end hook #	Weight per bag (Lbs)	Factory package
QG8330	11	3/8	0.375	22.30	QG20054	60.00	10 / bag
QG8350	14	3/8	0.375	27.40	QG20054	66.00	10 / bag
QG8360	16	3/8	0.375	30.86	QG20054	76.00	10 / bag

Package: Bulk

Order unit: Each





**Domestic Regular Link Replacement
Cross Chain with End Hooks**
(Bulk packaging)



Standard link

Stock #	Number of links	Diameter of links (Inches)		Inside length cross chain with end hooks (Inches)	Cross chain end hook number	Weight per bag (Lbs)	Factory packaging
0621810	8	15/64	0.234	11 7/16"	2005110	13.00	25 / bag
0621910	9	15/64	0.234	12 7/16"	2005110	15.00	25 / bag
0622110	10	15/64	0.234	13 7/16"	2005110	16.00	25 / bag
0622410	11	15/64	0.234	14 7/16"	2005110	18.00	25 / bag
0622510	12	15/64	0.234	15 7/16"	2005110	19.00	25 / bag
0623410	13	5/16	0.312	16 1/4"	2005310	37.00	25 / bag
0625110	9	9/32	0.281	14 3/8"	2005310	24.50	25 / bag
0625310	10	9/32	0.281	15 5/8"	2005310	26.00	25 / bag
0625410	11	9/32	0.281	16 7/8"	2005310	27.00	25 / bag
0625610	8	5/16	0.312	14 15/16"	2005510	33.00	25 / bag
0625910	12	9/32	0.281	18 1/8"	2005310	30.00	25 / bag
0626010	9	5/16	0.312	16 5/16"	2005510	38.00	25 / bag
0626310	10	5/16	0.312	15 5/8"	2005510	40.00	25 / bag
0626510	16	9/32	0.281	23 1/8"	2005310	37.00	25 / bag
0626610	11	5/16	0.312	19 1/8"	2005510	43.00	25 / bag
0626710	17	9/32	0.281	24 3/8"	2005310	38.00	25 / bag
0642610	10	3/8	0.375	16 7/16"	2005510	51.00	25 / bag
0643410	11	3/8	0.375	17 3/4"	2005510	55.00	25 / bag
0643610	12	3/8	0.375	19"	2005510	59.00	25 / bag
0643810	13	3/8	0.375	20 1/4"	2005510	62.00	25 / bag
0644610	15	3/8	0.375	22 3/4"	2005510	67.00	25 / bag
0664010	15	7/16	0.437	28 35/64"	2005710	45.00	10 / bag
0665010	19	7/16	0.437	34 51/64"	2005710	54.00	10 / bag
0675010	19	17/32	0.531	39 3/4"	2005410	87.00	10 / bag
0675310	22	17/32	0.531	45 5/16"	2005410	100.00	10 / bag
0675610	26	17/32	0.531	52 23/32"	2005410	116.00	10 / bag
0721310	13	5/16	0.312	21 7/8"	2005510	46.00	25 / bag
0721410	14	5/16	0.312	23 1/4"	2005510	48.00	25 / bag
0721510	15	5/16	0.312	24 21/32"	2005510	50.00	25 / bag
0721610	20	5/16	0.312	31 39/64"	2005510	62.00	25 / bag
0742010	16	3/8	0.375	24 3/64"	2005510	70.00	25 / bag
0742210	17	3/8	0.375	25 5/16"	2005510	78.00	25 / bag
0742610	19	3/8	0.375	27 27/32"	2005510	80.00	25 / bag
0981110	7	3/8	0.375	16 1/2"	2005510	44.00	25 / bag
0981210	8	3/8	0.375	18 1/4"	2005510	51.75	25 / bag
0981410	10	3/8	0.375	21 7/8"	2005510	61.00	25 / bag
0981610	11	3/8	0.375	23 5/8"	2005510	65.75	25 / bag
0981710	14	7/16	0.437	32"	2005710	44.90	10 / bag
0981910	13	3/8	0.375	27 5/16"	2005510	75.00	25 / bag
0982110	16	3/8	0.375	31 5/8"	2005510	35.00	10 / bag
0982210	18	7/16	0.437	39 7/8"	2005710	55.10	10 / bag
0985510	15	7/16	0.437	33 1/4"	2005710	46.30	10 / bag

Packaged: Bulk

Order unit: Each

Spare Parts



Domestic V-Bar Replacement Cross Chain with End Hooks (Bulk packaging)



Standard link

Stock #	Number of links	Diameter of links (Inches)		Inside length cross chain with end hooks (Inches)	Cross chain end hook number	Weight per bag (Lbs)	Factory packaging
0681910	9	15/64	0.234	12 7/16"	2005110	15.00	25 / bag
0682110	10	15/64	0.234	13 7/16"	2005110	16.00	25 / bag
0682210	9	9/32	0.281	14 3/8"	2005310	28.00	25 / bag
0682410	11	15/64	0.234	14 7/16"	2005110	18.00	25 / bag
0682510	12	15/64	0.234	15 7/16"	2005110	19.00	25 / bag
0682610	11	9/32	0.281	16 7/16"	2005310	32.00	25 / bag
0683410	12	9/32	0.281	18 1/8"	2005310	34.00	25 / bag
0683810	12	5/16	0.312	20 7/16"	2005510	48.00	25 / bag
0684610	14	5/16	0.312	23 5/16"	2005510	54.00	25 / bag
0685310	10	9/32	0.281	15 5/8"	2005310	26.00	25 / bag
0686010	9	5/16	0.312	16 5/16"	2005510	38.00	25 / bag
0686310	10	5/16	0.312	17 11/16"	2005510	40.00	25 / bag
0686610	11	5/16	0.312	19 1/8"	2005510	43.00	25 / bag

Packaged: Bulk

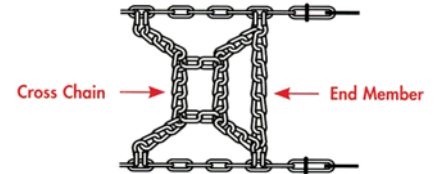
Order unit: Each



Domestic Duo-trac Cross Chain "H" Pattern and End Member with End Hooks

* Cross chain end member with end hooks

Stock #	Number of links	Diameter of links (Inches)	Inside length cross chain w/ end hook (Inches)	Cross chain end hook #	Weight per bag (Lbs)	Factory package
0960810	9	0.234	12 13/32"	2005110	6.24	5 / bag
0961010	11	0.234	14 13/32"	2005110	7.00	5 / bag
0970810	9	0.375	16 9/32"	2005510	24.00	5 / bag
0971010	11	0.375	19 7/8"	2005510	27.05	5 / bag
0971210	13	0.375	23 1/2"	2005510	30.15	5 / bag
0971410	15	0.375	27 1/8"	2005510	34.95	5 / bag
0972610	18	0.437	35 7/64"	2005710	61.00	5 / bag
0971218*	12	0.375	21 11/16"	2005510	15.00	5 / bag
0971418*	14	0.375	25 5/16"	2005510	15.00	5 / bag
0972618*	17	0.437	33 5/32"	2005710	30.00	5 / bag



Package: Bulk

Order unit: Each



Domestic Straight Link Side Chain (Non-hardened & *Case hardened)



STOCK #	Rod diameter (Inches)	Trade size	Finish	Type	Inside length (Inches)	Weight per 100 ft (Lbs)	Factory package	Bulk part number	Feet per drum
3000110	5/32	#1	Bright Zinc	Passenger	1.24	19.00	100 ft / bag	3000185	1,500
3001010	11/64	1/0	Bright Zinc	Passenger	1.25	23.00	100 ft / bag	3001085	1,500
3002010	3/16	2/0	Bright Zinc	Garden Tractor - PL	1.31	27.00	100 ft / bag	3002085	1,000
3004010	7/32	4/0	Bright Zinc	Light Truck	1.38	31.00	100 ft / bag	3004085	1,000
3006010	9/32	6/0	Bright Zinc	Light Truck - Truck	1.82	53.00	100 ft / bag	3006085	500
3007010	5/16	7/0	Shot Blasted	Truck	1.92	66.00	100 ft / bag	3007085	500
3007110	5/16	7/0	Bright Zinc	Tractor	2.12	64.00	100 ft / bag	3007185	500
3008010	11/32	8/0	Bright Zinc	Truck	2.17	100.00	100 ft / bag	3009085	500
3009010	3/8	9/0	Bright Zinc	OTR - Tractor	2.13	72.00	100 ft / bag	3008085	500
3009510	7/16	11/0	Bright Zinc	OTR	2.12	64.00	100 ft / drum	3007184	500
3007190	5/16	7/0	Bright Zinc	OTR	2.17	100.00	100 ft / bag	3009084	400
3009090	3/8	9/0	Bright Zinc	OTR	2.25	149.00	100 ft / bag	3009585	350

Packaged: Bulk

Order unit: Foot



Domestic Twist Link Cross Chain (Hardened to NACM specifications)



STOCK #	Rod diameter (Inches)	Trade size	Finish	Type	Inside length (Inches)	Weight per bag (Lbs)	Factory package
3011012	0.188	1/0	Bright	Light Truck	0.781	23.00	100 ft / bag
3013012	0.203	3/0	Bright	Light Truck	0.922	35.00	100 ft / bag
3014012	0.234	4/0	Bright	Light Truck	1.000	49.00	100 ft / bag
3016112	0.281	6/0	Bright	Light Truck - Truck	1.240	70.00	100 ft / bag
3017012	0.312	7/0	Bright	Light Truck - Truck (Short pitch)	1.100	98.00	100 ft / bag
3017112	0.312	7/0	Bright	Light Truck - Truck	1.390	83.00	100 ft / bag
3019012	0.375	9/0	Bright	Truck	1.265	66.50	100 ft / bag
3019112	0.375	9/0	Bright	Tractor	1.808	114.00	100 ft / bag
3019312	0.437	11/0	Bright	Tractor, OTR	1.950	79.00	50 ft / bag
3019712	0.531	14/0	Bright	Heavy Equipment, OTR	1.850	92.50	50 ft / bag

Package: Bulk

Order unit: Foot

Whitestar Alloy® Replacement Cross Chain

Stock #	Number of links	Used on final assembly #	Weight per bag (Lbs)	Factory package
WS8553	9 - 7 - 9	WS1604	0.48	1 / bag
WS8557	9 - 7 - 11	WS1605, WS1606	0.50	1 / bag
WS8561	11 - 7 - 11	WS1608	0.55	1 / bag
WS8565	11 - 7 - 13	WS1610	0.57	1 / bag
WS8569	13 - 7 - 13	WS1612, WS1614	0.60	1 / bag
WS8975	11 - 5 - 11	WS1705	0.86	1 / bag
WS8979	13 - 5 - 13	WS1707	0.98	1 / bag



Package: 1 per poly bag

Order unit: Each

Diamond Blue® Replacement Cross Chain

Stock #	Number of links	Diameter of links (mm)	Weight per bag (Lbs)	Factory package
DB6051	9 - 5 - 11	5.5 x 5.5	20.50	10 / bag
DB6053	11 - 5 - 11	5.5 x 5.5	22.00	10 / bag




Package: Bulk

Order unit: Each

Cable Chain Rubber Tighteners (2 tighteners per bag)

Stock #	Size (mm)	Used on final assembly #	Weight per ctn (Lbs.)	Factory package
SZ1172	9.5 x 139	SZ115 ~ SZ137, SZ315 ~ SZ335	4.00	10 bags/ctn
SZ1174	10 x 160	SZ139, SZ143, SZ339, SZ343, SZ429, ZT729	5.00	10 bags/ctn
SZ1176	10 x 195	SZ435, SZ441, SZ447, SZ451, ZT735, ZT741, ZT747, ZT751	5.00	10 bags/ctn
SZ1180	12 x 226	SZ456 ~ SZ497	5.50	10 bags/ctn
TA8069	13.5 x 450	TA2069-TA2071 & TA3939-TA3949	16.00	12 bags/ctn



Package: 2 per poly bag

Order unit: Pair

Super Z[®] Rubber Tighteners (2 tighteners per bag)

Stock #	Size (mm)	Used on final assembly	Weight per carton (Lbs.)	Factory package
ZT1869	10 x 270	Custom	3.60	6 bags/ctn
ZT1870	10 x 300	ZT881, ZT887, ZT897, ZT899	3.60	6 bags/ctn
ZT1874	10 x 380	ZT-118	3.60	6 bags/ctn
ZT1875	13.5 x 400	Custom	3.60	6 bags/ctn
ZT1876	13.5 x 450	ZT898, ZT-132, ZT-141, ZT-143, ZT-145	3.60	6 bags/ctn
ZT1878	9.5 x 139	Custom	3.60	6 bags/ctn
ZT1882	10 x 195	ZT835, ZT837, ZT841, ZT853, ZT859, ZT865, ZT869, ZT877, ZT891, ZT892, ZT896	3.60	6 bags/ctn

Packaged: 2 per poly bag

Order unit: Pair



Whitestar Alloy[®] Rubber Tighteners (2 tighteners per bag)

Stock #	Size (mm)	Used on final assembly	Weight per carton (Lbs.)	Factory package
WS8222	10 x 160	WS1604, WS1605, WS1606	4.50	10 bags / ctn
WS8223	10 x 195	WS1608, WS1610, WS1612	5.20	10 bags / ctn
WS8224	12 x 226	WS1614, WS1705, WS1707	7.50	10 bags / ctn

Packaged: 2 per poly bag

Order unit: Pair




Quik Grip[®] Link Chain Rubber Tighteners

Stock #	Description	Size (mm)	Used on	Weight per ctn (Lbs)	Factory package
QG20030	Rubber w/ 4 hooks	9.5 x 139	Medium garden tractor, snow blower	4.00	10 bags / ctn
QG20032	Rubber w/ 4 hooks	10 x 160	Large garden tractor, snow blower & ATV	4.00	10 bags / ctn
QG20069	Rubber w/ 5 hooks	13.5 x 400	Truck link	16.00	12 bags / ctn
QG20070	Rubber w/ 5 hooks	8.5 x 250	Passenger link	20.00	50 bags / ctn
QG20070-10	Rubber w/ 5 hooks	8.5 x 250	Passenger link	5.00	10 bags / ctn
QG20074	Rubber w/ 5 hooks	10.0 x 300	Light truck link	28.00	50 bags / ctn
QG20074-10	Rubber w/ 5 hooks	10.0 x 300	Light truck link	6.00	10 bags / ctn

Packaged: 2 per poly bag

Order unit: Pair



QG20030 & QG20032

QG20069, QG20070 & QG20074

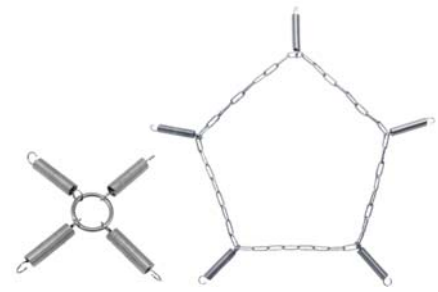
Spare Parts

Quik Grip[®] Link Chain Spring Tighteners

Stock #	Description	Used on	# Springs per tightener	Weight per ctn (Lbs)	Factory package
QG20048	Ring and springs	ATV	4	9.00	12 bags / ctn
QG20071	Chain and springs	Light truck link	5	25.00	12 boxes / ctn
QG20072	Chain and springs	Medium truck link	4	45.00	12 boxes / ctn
QG20073	Chain and springs	Large truck link	6	60.00	12 boxes / ctn

Packaged: 1 pair per box

Order unit: Pair



QG20048

QG20071, QG20072 & QG20073

Plastic Replacement Tightener Hooks

Stock #	Fits Hoop Size (mm)	Used on final assembly	Weight per bag (Lbs.)	Factory package
QG20039	-	QG20030 / 32	3.00	12 / Bag*
QG20079P	-	QG20069	2.80	50 / Bag
SZ1196	9.5 x 10	SZ100, SZ300, SZ435-451 & ZT700 Series	0.60	12 per bag / 6 bags per ctn
SZ1198	12	SZ468-SZ492	0.83	12 per bag / 6 bags per ctn
TA8085	13.5	TA2069 - TA3900 Series	0.50	14 per bag / 6 bags per ctn

Packaged: Bulk
* 6 bag per master

Order unit: Each



Cable Replacement Tightener Hooks

Stock #	Color	Used on final assembly	Weight per carton (Lbs.)	Factory package
ZT1807Y	Yellow	All ZT800 & 100 Series	2.00	25 / ctn
ZT1807B	Blue	All ZT800 & 100 Series	2.00	25 / ctn
ZT1807R	Red	All ZT800 & 100 Series	2.00	25 / ctn
ZT1807K	Black	All ZT800 & 100 Series	2.00	25 / ctn

Packaged: Bulk

Order unit: Each



Super Z® Dual/Triple Center Draw Chain Fastener



STOCK # ZT9970
Weight / Ctn: 2.00 Lbs.
Packaged: Bulk
Factory Package: 10 / ctn
Order Unit: Each



Diamond Blue® Side Chain Hold Down

STOCK # DB9970
Size: All Diamond Blue Product
Weight / Ctn: 12.50 Lbs.
Factory Package: 50 / ctn
Order Unit: Each

Link Chain Rubber Tightener Metal Hook

Stock #	Used on assembly #	Rod diameter (Inches)	Inside length (Inches)	Weight per bag (Lbs)	Factory package
QG20075	QG20070	0.156	1.20	2.00	100 / bag
QG20078	QG20074	0.158	1.25	2.25	100 / bag
WS8275	WS1600 & WS1700 Series	N/A	N/A	0.50	50 / bag

Packaged: Bulk

Order unit: Each



CAM with long link

Stock #	Use on:	Weight per bag (Lbs)	Factory package
QG20082	Light truck (0.234 side chain)	5.00	25 / bag
QG20083	Truck (0.281 & 0.312 side chain)	11.00	25 / bag

Packaged: Bulk

Order unit: Each



CAM Tightening Tools (For Quik Grip and Diamond Blue)



STOCK # QG20088
Size: For light truck CAM
Weight / Bag: 1.50 Lbs.
Package: Bulk
Factory Package: 10 / bag
Order Unit: Each

STOCK # QG20095
Size: For truck CAM
Weight / Bag: 3.30 Lbs.
Package: Bulk
Factory Package: 10 / bag
Order Unit: Each



Super Z® Inside Fastener Speed Hook

Stock #	Use on final assembly #	Rod diameter (Inches)	Inside length (Inches)	Weight per ctn (Lbs)	Factory package
ZT1802	All ZT800 stock #'s	0.280	1.68	1.50	25 / carton
ZT1803	All ZT100 & ZT900 stock #'s	0.380	2.18	4.00	25 / carton

Packaged: Bulk

Order unit: Each



TA Alloy Radial Chain® Fastener Repair Kit

Stock #	Use on final assembly #	Description	Weight per ctn (Lbs)	Factory package
TA8094	All TA truck chains	Complete fastener kit for 1/2 pair	20.00	10 kits / carton

Packaged: One kit per bag

Order unit: Each



Passenger Link Chain repair kit

Stock #	Description	Weight per ctn (Lbs)	Factory package
QG20096	Passenger repair pliers, end hooks, repair links, tie back wire.	5.10	6 cards/ carton

Packaged: Assortment on card

Order unit: Each



QG20060



QG20061, QG20062 & QG20062XL



QG20064



QG20063 & QG20065



QG20066



QG20068

Link Chain Side Chain End Fastener

STOCK #	Type	Weight per bag/ctn (Lbs)	Factory package
QG20022	Snowblower/garden tractor (0.122 - 0.150 side chain)	0.75	25 / bag
QG20023	Snowblower/garden tractor (0.162 - 0.192 side chain)	0.75	25 / bag
QG20060	RP passenger & light truck	3.00	25 / bag
QG20061	HD CAM truck (with keeper link)	12.50	25 / bag
QG20062	CTO truck (with keeper link)	17.50	25 / bag
QG20062XL	Stud chain	62.50	50 / bag
QG20063	Light truck	30.00	25 / bag
QG20064	PL passenger	1.00	25 / bag
QG20065	9/32", 5/16" side chain	12.00	25 / bag
QG20066	3/8", 7/16" side chain	23.00	25 / bag
QG20068	9/32", 5/16" with clevis attachment	5.00	10 / bag
*2006420	Tractor	6.00	10 / ctn
*2009320	Heavy Tractor - OTR	10.00	10 / ctn

Packaged: Bulk

Order unit: Each

*NOTE: Domestic product



QG20022 & QG20023



2009320



2006420

Link Chain Inside Fastener Speed Hook

Domestic Stock #	Factory Package	Weight per bag (Lbs)	Import Stock #	Factory Package	Weight per bag (Lbs)	Rod dia. (Inches)	Used on Final Assembly
2008220	25 / bag	2.00	QG20080	100 / bag	6.00	0.250	Passenger, Light truck
2008020	25 / bag	3.00	QG20081	100 / bag	2.00	0.177	PL Passenger
2008420	25 / bag	4.00	QG20084	50 / bag	6.00	0.312	Truck
2008520	10 / bag	3.00	QG20085	50 / bag	9.00	0.375	LT CTO, Mud, Off-Road, Tractor
-	-	-	QG20086	25 / bag	4.00	0.375	CAM, CAM HD
-	-	-	QG20087	50 / bag	24.00	0.393	CTO
-	-	-	QG20186	25 / bag	4.50	0.375	Alloy square rod truck
-	-	-	QG20287	25 / bag	24.00	0.393	Alloy stud chain

Packaged: Bulk

Order unit: Each



Cross chain swivel hooks

Stock #	For use with side chain	For use with cross chain	Type	Weight per ctn/bag (Lbs)	Factory package	
QG20098	7/0	0.312	9/0	Swivel hook	13.00	50
QG20099	9/0	0.375	11/0	Swivel hook w/washer	22.50	50
QG20100	11/0	0.437	14/0	Swivel hook w/washer	25.00	50

Packaged: Bulk

Order unit: Each



Cross Chain End Hook

Domestic Stock #	Factory Package	Weight per bag (Lbs)	Import Stock #	Factory Package	Weight per bag (Lbs)	Rod dia. (Inches)	Inside length (Inches)	Used on Final Assembly	
2005010	50 / bag	3.00	QG20050	25 / bag	2.00	13/64	0.207	1.875	Passenger
2005110	50 / bag	5.00	QG20051	25 / bag	2.00	1/4	0.250	1.562	Light Truck
2005310	50 / bag	8.00	QG20053	25 / bag	4.00	5/16	0.312	1.562	Truck
2005510	50 / bag	14.00	QG20054	25 / bag	6.00	3/8	0.375	1.750	Mud, Off-Road, CTO
-	-	-	QG20055	25 / bag	8.00	13/32	0.406	1.750	Tractor, Off-Road
2004610	50 / bag	2.00	QG20056	25 / bag	1.00	11/64	0.177	1.060	PL Passenger
2005710	50 / bag	20.00	QG20057	25 / bag	9.50	13/32	0.406	2.375	Tractor
2005410	50 / bag	23.00	QG20058	25 / bag	11.00	7/16	0.437	2.375	Off-Road
-	-	-	QG20059	25 / bag	19.00	17/32	0.531	2.716	Off-Road
-	-	-	QG20151	25 / bag	2.50	1/4	0.250	1.400	Alloy Square Rod LT
-	-	-	QG20154	25 / bag	5.00	5/16	0.312	1.700	Alloy Square Rod truck

Packaged: Bulk

Order unit: Each



Side Chain End Lap Repair Links

Stock #	Rod diameter (Inches)	Type	Inside length (Inches)	Weight per ctn/bag (Lbs)	Factory package
8030135	0.219	Passenger	1.00	3.00	100 / ctn
8030235	0.250	Light truck	1.22	3.50	50 / ctn
8030335	0.281	Truck	1.51	7.50	50 / ctn
8030435	0.312	Truck, Large truck	1.65	11.50	50 / ctn
8034435	0.375	Off Road	2.13	13.50	50 / ctn
QG20046	0.207	Passenger (V-shaped)	0.95	4.00	100 / bag
QG5900*	0.207	Passenger (V-shaped)	0.95	2.00	12 bags per ctn

Packaged: Bulk

*Note: Retail packaged 4 per bag

Order unit: Each



Cross Chain Repair Link (Self closing)

STOCK #	Rod diameter (Inches)	Finish	Description	Weight per ctn/bag (Lbs)	Factory package
QG20027	0.207	Bright zinc	All passenger	4.00	100 / bag
QG20028	0.250	Lacquer	Light Truck	6.00	100 / bag
QG20029	0.312	Lacquer	Truck	10.00	100 / bag
QG5910*	0.207	Bright zinc	All passenger	2.40	12 bags / ctn



Packaged: Bulk

*Note: Retail packaged 4 per bag

Order unit: Each

Straight Link Side Chain (Non-hardened)

STOCK #	Rod diameter (Inches)	Trade size	Finish	Type	Inside width (Inches)	Inside length (Inches)	Weight per bag (Lbs)	Factory package	
QG30005	5/32	0.162	#1	Bright Zinc	PL	0.285	1.251	19.00	100 ft / bag
QG30020	3/16	0.193	2/0	Lacquer	RP	0.339	1.300	26.00	100 ft / bag
QG30040	7/32	0.217	4/0	Lacquer	LSH, DH, RLS	0.354	1.390	34.00	100 ft / bag
QG30060	9/32	0.281	6/0	Lacquer	CAM, LSM, RS, RDT, DH, SH, DTH	0.490	1.812	55.00	100 ft / bag
QG30065	9/32	0.281	6/0	Lacquer	CAM HD	0.500	1.956	55.00	100 ft / bag
QG30070	5/16	0.312	7/0	Lacquer	SM, DTM, OTR, FTH, CTO-RS	0.490	1.921	67.00	100 ft / bag
QG30090	3/8	0.375	9/0	Lacquer	FTH, OTR	0.530	2.172	110.00	100 ft / bag
QG30100	7/16	0.437	11/0	Lacquer	OTR	0.637	2.250	74.00	50 ft / bag
QG30140	7/32	0.217	4/0	Yellow Zinc	For QG Alloy LT	0.354	1.921	34.00	100 ft / bag
QG30160	9/32	0.281	6/0	Yellow Zinc	For QG2100 & QG4100 Series	0.490	1.812	59.00	100 ft / bag
QG30270	5/16	0.312	7/0	Yellow Zinc	For QGS - Stud Chain	0.490	1.390	74.00	100 ft / bag



Packaged: 100 Feet per bag, except QG30100 @ 50ft/bag

Order unit: Foot

Square Rod Alloy Cross Chain (Case-hardened)

STOCK #	Rod diameter (mm) (Inches)	Finish	Type	Inside width (Inches)	Inside length (Inches)	Weight per bag (Lbs)	Factory package
QG32155	5.5mm SQ 0.217	Yellow zinc	For QG2121 - 2129	0.350	1.020	23.70	50 ft / bag
QG32160	7mm SQ 0.275	Yellow zinc	For QG2143-49 / 4143-49	0.460	0.995	47.00	50 ft / bag
QG32170	8mm SQ 0.315	Yellow zinc	For QG2151 - 2159	0.525	1.398	45.10	50 ft / bag



Packaged: 50 Feet per bag

Order unit: Foot

Twist Link Cross Chain (Case-hardened)

STOCK #	Rod diameter (Inches)	Trade size	Finish	Type	Inside width (Inches)	Inside length (Inches)	Weight per bag (Lbs)	Factory package	
QG32050	15/64	0.234	4/0	Lacquer	Light truck	0.375	1.000	27.00	50 ft / bag
QG32060	9/32	0.281	6/0	Lacquer	Light truck, Truck	0.495	1.250	35.00	50 ft / bag
QG32070	5/16	0.312	7/0	Lacquer	Light truck, Truck	0.525	1.390	41.00	50 ft / bag
QG32090	3/8	0.375	9/0	Lacquer	Truck, Tractor	0.530	1.265	66.00	50 ft / bag
QG32100	7/16	0.437	11/0	Lacquer	Tractor, OTR	0.637	1.562	89.00	50 ft / bag



Packaged: 50 Feet per bag

Order unit: Foot

Diamond Blue Side Chain (Non-hardened)

STOCK #	Rod diameter (Inches)	Finish	Type	Inside width (Inches)	Inside length (Inches)	Weight per bag (Lbs)	Factory package	
DB30050	0.197	3/16	Blue Powdercoat	For DB2100 Series (Diamond Blue)	0.280	1.10	48.00	100 ft / bag



Packaged: 100 Feet per bag

Order unit: Foot

Traction product tools

Super Z Tightener Installation Lever

STOCK # ZT1897

Weight: 0.90 Lbs. /ea.

Factory Package: 1 / sleeve

Order Unit: Each



Super Z Truck Repair Plier

STOCK # ZT1893

Weight: 7.00 Lbs. /ea.

Factory Package: 1 / box

Order Unit: Each



Passenger Link Chain Repair Plier

STOCK # QG20089

Weight: 0.40 Lbs. /ea.

Packaging: 1 / bag with header

Order Unit: Each



Light Truck Link Chain Repair Plier

STOCK # QG20094

Weight: 1.25 Lbs. /ea.

Packaging: 1 / box

Order Unit: Each



Truck Link Chain Repair Plier (33")

STOCK # QG20093

Weight: 9.80 Lbs. /ea.

Factory Package: 1 / box

Order Unit: Each



Truck Chain Plier Replacement Jaws

STOCK # QG20092

Application: Jaws for QG20093

Weight: 3.00 Lbs. /ea.

Factory Package: 1 / box

Order Unit: Each



30" Bolt/Chain Cutter

STOCK # 4103010

Weight: 10.00 Lbs. /ea.

Packaging: 1 / box

Order Unit: Each



Alloy Radial Chain Repair Tool Kit

STOCK # TC8993

Weight: 4.50 Lbs. /ea.

Factory Package: 1 kit / box

Order Unit: Each



ICEMAN™ ICE SCRAPER:

SCC's Iceman ice scraper not only does a great job cleaning ice and snow off the windshield, but can also assist in installing tire chains. The cut-a-ways near the scraper end can be used to pull the chain around the tire during installation.

- Great promotional give-away item!
- Only 12" long, so it conveniently stores in door pockets for easy access.
- 4 color sleeve with punch hole for hanging from peg board.



STOCK # ES2000

Weight: 0.15 Lbs./ ea.

Factory Package: 12 / carton

Order Unit: Each



"Z" Product display and Point of Purchase Materials

Beginning with a truly practical display tire, SCC offers the necessary material to display Z traction products effectively and attractively in a retail environment.



WS1007 (Shelf stand)



WS1003 (Display tire) / **WS1005** (Adjustable display stand)



AD-RACK



AD-ZWindow (13" x 27" Static cling window banner)



Winter Traction Product Tech Guide & Tire Size Directory



AD-ZSign (30" x 60" Outdoor banner)



AD-Sign (30" x 60" Outdoor banner)

QUIK GRIP PASSENGER & LIGHT TRUCK SPECIFICATIONS:

STOCK #	CROSS CHAIN				SIDE CHAIN	
	Inside length (Inches)	# of links in each cross chain	# of cross chains per 1/2 pair	Rod diameter (inches)	# of side chain links	Overall chain length w/o fastener (Inches)
0341055	14.40	9	10	0.279	43	78.50
0341056	14.40	9	19	0.279	43	78.50
0341095	14.10	11	10	0.276	43	84.60
0341096	14.10	11	19	0.276	43	84.60
0342755	16.50	10	10	0.361	43	82.70
0342756	16.50	10	19	0.361	43	82.70
0342955	17.70	11	10	0.361	43	82.70
0342956	17.70	11	19	0.361	43	82.70
0342995	17.97	15	10	0.315	41	80.70
0342996	17.97	15	19	0.315	41	80.70
0343555	19.00	12	11	0.315	47	90.40
0343556	19.00	12	21	0.315	47	90.40
1199755	22.80	15	13	0.375	39	75.00
QG1114	10.38	7	10	0.177	43	53.80
QG1118	10.38	7	11	0.177	47	58.80
QG1122	10.38	7	12	0.177	51	63.80
QG1126	11.56	8	11	0.177	47	58.80
QG1130	11.56	8	12	0.177	51	63.80
QG1134	12.74	9	12	0.177	51	63.80
QG1138	12.74	9	13	0.177	55	68.80
QG1142	13.92	10	13	0.177	55	68.80
QG1840	12.03	9	12	0.207	51	66.10
QG1850	12.97	10	13	0.207	55	71.30
QG1854	12.97	10	12	0.207	51	66.10
QG2121	13.30	10	7	5.5 mm	59	82.00
QG2128	15.40	12	7	5.5 mm	59	82.00
QG2129	15.40	12	6	5.5 mm	51	70.09
QG2209	12.12	9	11	0.234	45	62.60
QG2211	12.12	9	13	0.234	53	73.70
QG2214	13.12	10	15	0.234	63	87.80
QG2214CAM	13.12	10	15	0.234	55 + 4 cams	87.80
QG2216	13.12	10	12	0.234	51	70.90
QG2216CAM	13.12	10	12	0.234	43 + 4 cams	70.90
QG2219	13.12	10	13	0.234	55	76.50
QG2219CAM	13.12	10	13	0.234	47 + 4 cams	76.50
QG2221	13.12	10	14	0.234	59	82.00
QG2221CAM	13.12	10	14	0.234	51 + 4 cams	82.00
QG2226	17.12	14	15	0.234	63	87.60
QG2228	15.12	12	14	0.234	59	82.00
QG2228CAM	15.12	12	14	0.234	51 + 4 cams	82.00
QG2229	15.12	12	12	0.234	51	70.90
QG2229CAM	15.12	12	12	0.234	43 + 4 cams	70.90
QG2435	14.62	8	9	0.312	40	70.70
QG2437	14.62	8	10	0.312	43	77.90
QG2809	12.12	9	11	0.234	45	62.60
QG2811	12.12	9	13	0.234	53	73.70
QG2814	13.12	10	15	0.234	63	87.80
QG2814CAM	13.12	10	15	0.234	55 + 4 cams	87.80
QG2816	13.12	10	12	0.234	51	70.90
QG2816CAM	13.12	10	12	0.234	43 + 4 cams	70.90
QG2819	13.12	10	13	0.234	55	76.50
QG2819CAM	13.12	10	13	0.234	47 + 4 cams	76.50
QG2821	13.12	10	14	0.234	59	82.00
QG2821CAM	13.12	10	14	0.234	51 + 4 cams	82.00
QG2828	15.12	12	14	0.234	59	82.00
QG2828CAM	15.12	12	14	0.234	51 + 4 cams	82.00
QG2829	15.12	12	12	0.234	51	70.90
QG2829CAM	15.12	12	12	0.234	51	70.90
QG3210	15.12	12	13	0.234	55	76.50
QG3210CAM	15.12	12	13	0.234	47 + 4 cams	76.50
QG3227	15.62	10	10	0.281	43	77.90
QG3227CAM	15.62	10	10	0.281	35 + 4 cams	77.90
QG3229	18.12	12	10	0.281	43	77.90
QG3229CAM	18.12	12	10	0.281	35 + 4 cams	77.90
QG3810	15.12	12	13	0.234	55	76.50
QG3827	15.12	10	10	0.281	43	77.90
QG3829	18.12	12	10	0.281	43	77.90
QG4219	13.12	10	26	0.234	55	76.50
QG4219CAM	13.12	10	26	0.234	47 + 4 cams	76.50
QG4221	13.12	10	28	0.234	59	82.00

Chain Identifier

QUIK GRIP PASSENGER & LIGHT TRUCK SPECIFICATIONS (CONT):

CROSS CHAIN					SIDE CHAIN	
STOCK #	Inside length (Inches)	# of links in each cross chain	# of cross chains per 1/2 pair	Rod diameter (inches)	# of side chain links	Overall chain length w/o fastener (Inches)
QG4221CAM	13.12	10	28	0.234	51 + 4 cams	82.00
QG4228CAM	15.12	12	28	0.234	51 + 4 cams	82.00
QG4229CAM	15.12	12	24	0.234	43 + 4 cams	70.90
QG4819	13.12	10	26	0.234	55	76.50
QG4821	13.12	10	28	0.234	59	82.00
QG4828	15.12	12	28	0.234	59	82.00
QG4829	15.12	12	24	0.234	51	70.90
QGV315	14.75	9	9	0.281	39	74.90
QGV320	14.75	9	9	0.281	42	80.70

QUIK GRIP TRUCK AND TRACTOR SPECIFICATIONS:

CROSS CHAIN					SIDE CHAIN	
STOCK #	Inside length (Inches)	# of links in each cross chain	# of cross chains per 1/2 pair	Rod diameter (inches)	# of side chain links	Overall chain length w/o fastener (Inches)
DB2141	16.53	9-5-11	7 nets	5.5mm D	70 + 4 cams	99.21
DB2143	18.03	11-5-11	7 nets	5.5mm D	66 + 4 cams	92.60
DB2145	16.53	9-5-11	7 nets	5.5mm D	78 + 4 cams	108.03
DB2147	18.03	11-5-11	7 nets	5.5mm D	74 + 4 cams	103.62
DB2149	16.53	9-5-11	7 nets	5.5mm D	80 + 4 cams	110.24
DB2151	18.03	11-5-11	7 nets	5.5mm D	78 + 4 cams	108.03
QG0103	13.90	11	8	5.5mm D	36	50.05
QG0107	13.90	11	10	5.5mm D	44	61.17
QG0111	13.90	11	11	5.5mm D	48	66.73
QG0117	13.90	11	13	5.5mm D	57	79.24
QG0125	15.93	13	9	5.5mm D	40	55.60
QG0129	15.93	13	11	5.5mm D	49	68.12
QG0137	15.93	13	14	5.5mm D	60	83.41
QG0822	17.36	11	11	0.375	46	88.37
QG0832	17.36	11	12	0.375	50	96.05
QG0834	21.14	14	10	0.375	42	80.68
QG0836	21.14	14	12	0.375	50	96.05
QG0838	21.14	14	14	0.375	58	111.42
QG0850	23.66	16	10	0.375	42	80.68
QG0852	21.14	14	13	0.375	55	105.65
QG0856	21.14	14	15	0.375	62	119.10
QG0859	23.66	16	15	0.375	63	121.02
QG0862	21.14	14	18	0.375	76	146.00
QG0866	23.66	16	19	0.375	78	149.84
QG0869	23.66	16	16	0.375	67	128.71
QG0874	27.44	19	15	0.375	63	121.02
QG0876	27.44	19	16	0.375	68	130.63
QG0877	27.44	19	17	0.375	71	136.39
QG0879	27.44	19	18	0.375	76	146.00
QG0880	27.44	19	20	0.375	82	157.52
QG0882	31.29	17	12	0.437	51	110.72
QG0883	31.29	17	13	0.437	56	121.57
QG0885	31.29	17	15	0.437	63	136.77
QG0887	31.29	17	16	0.437	67	145.46
QG0889	31.29	17	17	0.437	71	154.14
QG0891	39.09	22	14	0.437	59	128.09
QG0893	39.09	22	16	0.437	66	143.30
QG2143	17.75	15	13	7mm D	48 + 4 cams	100.46
QG2145	16.27	13	14	7mm D	52 + 4 cams	107.71
QG2147	17.75	15	14	7mm D	52 + 4 cams	107.71
QG2149	16.27	13	15	7mm D	56 + 4 cams	114.96
QG2234CAM	15.62	10	12	0.281	42+ 4 cams	97.25
QG2235	16.87	11	15	0.281	63	114.00
QG2236HD	17.40	10	13	0.312	49 + 3 cams	107.60
QG2237	14.37	9	12	0.281	51	92.40
QG2239	14.37	9	13	0.281	53	96.00
QG2239CAM	14.37	9	13	0.281	45 + 4 cams	96.00
QG2241	14.37	9	14	0.281	57	103.30
QG2241CAM	14.37	9	14	0.281	49 + 4 cams	103.30
QG2243	15.62	10	14	0.281	60	108.60

QUIK GRIP TRUCK AND INDUSTRIAL SPECIFICATIONS (CONT.):

STOCK #	CROSS CHAIN				SIDE CHAIN	
	Inside length (Inches)	# of links in each cross chain	# of cross chains per 1/2 pair	Rod diameter (Inches)	# of side chain links	Overall chain length w/o fastener (Inches)
QG2243CAM	15.62	10	14	0.281	51 + 4 cams	108.60
QG2244HD	15.99	9	13	0.312	49 + 3 cams	107.60
QG2245	14.37	9	15	0.281	61	110.50
QG2245CAM	14.37	9	15	0.281	53 + 4 cams	110.50
QG2247	16.87	11	14	0.281	60	108.60
QG2247CAM	16.87	11	14	0.281	52 + 4 cams	108.60
QG2249	15.62	10	15	0.281	63	114.20
QG2249CAM	15.62	10	15	0.281	55 + 4 cams	114.20
QG2250HD	15.99	9	14	0.312	53 + 3 cams	115.03
QG2251	15.99	9	14	0.312	59	113.40
QG2251CAM	15.99	9	14	0.312	51 + 4 cams	113.40
QG2255	17.40	10	14	0.312	59	113.40
QG2255CAM	17.40	10	14	0.312	51 + 4 cams	113.40
QG2257	17.40	10	16	0.312	67	128.71
QG2448	17.36	11	13	0.375	53	101.80
QG2452	17.36	11	14	0.375	57	109.50
QG2612	24.92	17	14	0.375	58	111.40
QG2615	24.92	17	16	0.375	65	124.90
QG2624	28.18	15	13	0.437	54	117.20
QG2627	28.18	15	15	0.437	62	134.61
QG2633	34.43	19	14	0.437	57	123.80
QG2636	34.43	19	15	0.437	62	134.70
QG2645	39.25	20	15	0.531	62	139.50
QG2648	39.25	20	16	0.531	66	148.50
QG2837	14.37	9	12	0.281	51	92.40
QG2839	14.37	9	13	0.281	53	96.00
QG2839CAM	14.37	9	13	0.281	45 + 4 cams	96.00
QG2841	14.37	9	14	0.281	57	103.30
QG2841CAM	14.37	9	14	0.281	49 + 4 cams	103.30
QG2843CAM	15.62	10	14	0.281	51 + 4 cams	108.60
QG2845	14.37	9	15	0.281	61	110.50
QG2845CAM	14.37	9	15	0.281	53 + 4 cams	110.50
QG2847CAM	16.87	11	14	0.281	52 + 4 cams	108.60
QG2849	15.62	10	15	0.281	63	114.20
QG2849CAM	15.62	10	15	0.281	55 + 4 cams	114.20
QG2851	15.99	9	14	0.312	59	113.40
QG2851CAM	15.99	9	14	0.312	51 + 4 cams	113.40
QG2853	15.99	9	16	0.312	67	128.78
QG2855	17.40	10	14	0.312	59	113.40
QG2855CAM	17.40	10	14	0.312	51 + 4 cams	113.40
QG2857	17.40	10	16	0.312	67	128.71
QG3235	18.12	12	12	0.281	51	92.30
QG3237	23.20	16	9	0.312	39	70.70
QG3255	21.57	13	14	0.312	59	106.80
QG3261	22.96	14	16	0.312	67	121.30
QG3269	24.35	15	13	0.312	57	99.70
QG3269CAM	24.35	15	13	0.312	49 + 4 cams	99.70
QG3271CAM	24.35	15	14	0.312	51 + 4 cams	106.92
QG3273	31.30	20	12	0.312	51	92.40
QG4143	17.75	15	26	7mm D	48 + 4 cams	100.46
QG4145	16.27	13	28	7mm D	52 + 4 cams	107.70
QG4147	17.75	15	28	7mm D	52 + 4 cams	107.70
QG4149	16.27	13	30	7mm D	56 + 4 cams	114.96
QG4235	16.87	11	30	0.281	63	114.00
QG4236HD	17.40	10	26	0.312	49 + 3 cams	107.20
QG4237	14.37	9	24	0.281	51	92.40
QG4239	14.37	9	26	0.281	53	96.00
QG4239CAM	14.37	9	26	0.281	45 + 4 cams	96.00
QG4241	14.37	9	28	0.281	57	103.30
QG4241CAM	14.37	9	28	0.281	49 + 4 cams	103.30
QG4243	15.62	10	28	0.281	59	106.90
QG4243CAM	15.62	10	28	0.281	51 + 4 cams	106.90
QG4244HD	15.99	9	26	0.312	49 + 3 cams	107.20
QG4245	14.37	9	30	0.281	63	114.20
QG4245CAM	14.37	9	30	0.281	55 + 4 cams	114.20
QG4247	16.87	11	28	0.281	59	106.80

QUIK GRIP TRUCK AND INDUSTRIAL SPECIFICATIONS (CONT.):

CROSS CHAIN					SIDE CHAIN	
STOCK #	Inside length (Inches)	# of links in each cross chain	# of cross chains per 1/2 pair	Rod diameter (Inches)	# of side chain links	Overall chain length w/o fastener (Inches)
QG4247CAM	16.87	11	28	0.281	52 + 4 cams	106.80
QG4249	15.62	10	30	0.281	63	114.20
QG4249CAM	15.62	10	30	0.281	55 + 4 cams	114.20
QG4250HD	15.99	9	28	0.312	53 + 3 cams	115.03
QG4251	16.01	9	28	0.312	59	113.40
QG4255	17.40	10	28	0.312	59	113.40
QG4448	17.36	11	26	0.375	53	101.80
QG4461	17.36	11	28	0.375	57	115.26
QG4837	14.37	9	24	0.281	51	92.40
QG4839	14.37	9	26	0.281	53	96.00
QG4841	14.37	9	28	0.281	57	103.30
QG4843CAM	15.62	10	28	0.281	51 + 4 cams	106.90
QG4845	14.37	9	30	0.281	63	114.20
QG4845CAM	14.37	9	30	0.281	55 + 4 cams	114.20
QG4847CAM	16.87	11	28	0.281	52 + 4 cams	106.80
QG4849	15.62	10	30	0.281	63	114.20
QG4849CAM	15.62	10	30	0.281	55 + 4 cams	114.20
QG4851	16.01	9	28	0.312	59	113.40
QG4855	17.40	10	28	0.312	59	113.40
QG9338	22.31	11 H	6 H + 1 free	0.375	55	106.00
QG9342	22.31	11 H	7 H + 1 free	0.375	63	121.00
QG9346	22.31	11 H	8 H + 1 free	0.375	71	136.00
QG9348	22.31	11 H	9 H + 1 free	0.375	79	151.00
QG9373	27.40	14 H	6 H + 1 free	0.375	55	106.00
QG9374	27.40	14 H	7 H + 1 free	0.375	63	121.00
QG9376	27.40	14 H	8 H + 1 free	0.375	71	136.00
QG9377	27.40	14 H	8 H + 1 free	0.375	71	136.00
QG9379	27.40	14 H	9 H + 1 free	0.375	79	151.00
QG9387	30.86	16 H	6 H + 1 free	0.375	55	106.00
QG9389	30.86	16 H	7 H + 1 free	0.375	63	121.00
QG9391	30.86	16 H	8 H + 1 free	0.375	71	136.00
QG9392	30.86	16 H	8 H + 1 free	0.375	71	136.00
QG9394	30.86	16 H	9 H + 1 free	0.375	79	151.00
QG9396	30.86	16 H	10 H + 1 free	0.375	87	167.00
QG9397	30.86	16 H	10 H + 1 free	0.375	87	167.00
QG9398	30.86	16 H	11 H + 1 free	0.375	95	182.00
QG9399	30.86	16 H	13 H	0.375	101	216.00
QGS343HD	18.79	11	12	8mm	53	101.80
QGS343HDC	18.79	11	12	8mm	49 + 4 cams	101.80
QGS344HD	18.79	11	13	8mm	57	109.50
QGS344HDC	18.79	11	13	8mm	53 + 4 cams	109.50
QGS355HD	20.18	12	12	8mm	53	101.80
QGS355HDC	20.18	12	12	8mm	49 + 4 cams	101.80
QGS356HD	20.18	12	13	8mm	57	109.50
QGS356HDC	20.18	12	13	8mm	53 + 4 cams	109.50
QGS743HD	18.79	11	24	8mm	53	101.80
QGS743HDC	18.79	11	24	8mm	49 + 4 cams	101.80
QGS744HD	18.79	11	26	8mm	57	109.50
QGS744HDC	18.79	11	26	8mm	53 + 4 cams	109.50
QGS755HD	20.18	12	24	8mm	53	101.80
QGS755HDC	20.18	12	24	8mm	49 + 4 cams	101.80
QGS756HD	20.18	12	26	8mm	57	109.50
QGS756HDC	20.18	12	26	8mm	53 + 4 cams	109.50
QGV343HD	18.79	11	12	0.312	53	101.80
QGV344HD	18.79	11	13	0.312	57	109.50
QGV355	20.18	12	12	0.312	53	101.80
QGV356	20.18	12	13	0.312	57	109.50
QGV743HD	18.79	11	24	0.312	53	101.80
QGV744HD	18.79	11	26	0.312	57	109.50
QGV755	20.18	12	24	0.312	53	101.80
QGV756	20.18	12	26	0.312	57	109.50
QGV343HD	18.79	11	12	0.312	45 + 4 cams	101.80
QGV344HD	18.79	11	13	0.312	45 + 4 cams	109.50
QGV343HD	18.79	11	24	0.312	45 + 4 cams	101.80
QGV344HD	18.79	11	26	0.312	49 + 4 cams	109.50

PACKAGING SPECS FOR SCC TRACTION PRODUCTS:

PREFIX	Applicable stock number	Package	Package Stock #	INDIVIDUAL PACKAGE			MASTER PACKAGE		
				Length (Inches)	Width (Inches)	Height (Inches)	Length (Inches)	Width (Inches)	Height (Inches)
DB	2141, 2143, 2145, 2147, 2149, 2151	Cotton Bag	DBBAG-L2	16.00	15.00	4.50	-	-	-
QG	1114, 1118, 1122, 1126, 1130, 1134, 1138, 1142	Plastic box	QGSMPB-B	9.00	8.50	3.25	15.50	9.50	9.00
QG	1840, 1850, 1854	Plastic box	QGLGPG-B	13.75	10.50	3.50	13.50	13.50	11.00
QG	20070	Poly bag	-	6.25	9.50	0.75	15.50	9.50	9.00
QG	20070-10	Poly bag	-	6.25	9.50	0.75	13.50	7.75	4.75
QG	20074	Poly bag	-	6.25	11.50	1.00	13.50	13.50	11.00
QG	20074-10	Poly bag	-	6.25	11.50	1.00	13.50	7.75	4.75
QG	2209, 2211, 2214, 2216, 2219, 2221, 2228, 2229	Plastic box	QGLGPB-B	13.75	10.50	3.50	13.50	13.50	11.00
QG	0103, 0107, 0111, 0117, 0125, 0202, 0205, 0209, 0211, 0219, 0223, 0226, 0230, 0233, 0236, 0250, 0253, 0256, 0259, 0262, 0266, 0269, 0271, 0274, 0290, 0450, 0452, 0456, 0459, 0462, 0466, 0471, 0474, 0477, 0481	Cotton Bag	QGBAG-S	10.00	8.50	2.50	-	-	-
QG	0129, 0137, 0277, 0281, 0636, 0640, 0642, 0644, 0646, 0648, 0660, 0662, 2214CAM, 2216CAM, 2219CAM, 2221CAM, 2228CAM, 2229CAM, 2809, 2811, 2814, 2816, 2819, 2821, 2828, 2829, 3210, 3210CAM, 3410, 3503, 3505, 3507, 3810	Cotton Bag	QGBAG-M	12.00	8.50	4.00	-	-	-
QG	0832, 0834, 0850, 2226, 2234CAM, 2237, 2239, 2239CAM, 2435, 2437, 2837, 2839, 2839CAM, 3227, 3227CAM, 3229, 3229CAM, 3235, 3237, 3427, 3429, 3520, 3530, 3827, 3829, 4219, 4219CAM, 4221, 4221CAM, 4228CAM, 4229CAM, 4235, 4236HD, 4237, 4239, 4239CAM, 4541, 4241CAM, 4243, 4243CAM, 4245, 4245CAM, 4247, 4247CAM, 4249, 4249CAM, 4819, 4821, 4828, 4829, 4837, 4839, 4841, V315, V320	Cotton Bag	QGBAG-L1	14.00	12.00	5.50	-	-	-
QG	0822, 0836, 0838, 0852, 0856, 0859, 0862, 0866, 0869, 2143, 2145, 2147, 2149, 2235, 2236HD, 2241, 2241CAM, 2243, 2243CAM, 2244HD, 2245, 2245CAM, 2247, 2247CAM, 2249, 2249CAM, 2250HD, 2251, 2251CAM, 2255, 2255CAM, 2612, 2615, 2841, 2841CAM, 2843CAM, 2845, 2845CAM, 2847CAM, 2849, 2849CAM, 2851	Cotton Bag	QGBAG-L2	16.00	15.00	4.50	-	-	-

PACKAGING SPECS FOR SCC TRACTION PRODUCTS (CONT.):

PREFIX	Applicable stock number	Package	Package Stock #	INDIVIDUAL PACKAGE			MASTER PACKAGE		
				Length (Inches)	Width (Inches)	Height (Inches)	Length (Inches)	Width (Inches)	Height (Inches)
QG	2851CAM, 2855, 2855CAM, 2857, 3435, 3540, 4143, 4145, 4147, 4149, 4244HD, 4250HD, 4251, 4255, 4448, 4843CAM, 4845, 4845CAM, 4847CAM, 4849, 4849CAM, 4851, 4855, 9338, S343HD, S343HDC, S344HD, S344HDC, S355HD, S355HDC, S356HD, S356HDC, S743HD, S743HDC, S744HD, S744HDC, S755HD, S755HDC, S756HD, S756HDC, V343HD, V344HD, V355, V356, V746HD, V744HD, V755, V756, VC343HD, VC344HD, VC743HD, VC744HD	Cotton Bag	QGBAG-L2	16.00	15.00	4.50	-	-	-
QG	0876, 0877, 0879, 0880, 0882, 0883, 2257, 2448, 2452, 2624, 2853, 3255, 3261, 3269, 3269CAM, 3271CAM, 3273, 4461, 9342, 9346, 9348, 9373, 9374, 9376, 9377, 9379, 9387, 9389, 9391	Cotton Bag	QGBAG-EXL1	20.00	16.00	6.50	-	-	-
QG	0885, 0887, 0889, 0891, 0893, 2627, 2633, 2636, 2645, 2648, 9392, 9394, 9396, 9397, 9398, 9399	Cotton Bag	QGBAG-EXL2	24.00	18.00	7.50	-	-	-
SC	1014, 1018, 1022, 1026, 1030, 1032, 1034, 1036, 1038, 1040, 1042	Plastic box	CHPB	13.75	8.00	4.75	17.00	14.25	14.25
SZ	311, 315, 319, 323, 327, 329, 331, 335, 339, 343	Plastic box	SGPB	13.75	8.00	4.75	17.00	14.25	14.25
SZ	115, 119, 123, 127, 129, 131, 133, 135, 137, 139, 143	Nylon bag	SZ6BAG-S	17.00	5.75	5.25	17.00	11.50	10.75
SZ	429, 435, 441, 447, 451	Nylon bag	SZ6BAG-L	18.75	5.75	5.50	19.00	11.75	11.00
SZ	462, 468, 474, 480, 486, 492, 497	Nylon bag	SZ8BAG-M	22.50	6.33	6.75	23.25	13.00	8.25
TA	All Alloy Radial Truck cable chains	Cardboard box	TP162	19.00	8.25	8.50	19.25	17.00	17.25
TC	2111MM, 2212MM, 2512MM	Cardboard box	TP150	19.50	8.50	8.25	19.25	17.00	17.25
WS	1604, 1605, 1606, 1608, 1610, 1612, 1614	Nylon bag	WSBAG	12.00	3.50	12.00	15.00	13.50	12.50
WS	1705, 1707	Nylon bag	WSBAG	12.00	4.50	12.00	15.00	13.50	12.00
Z	539, 547, 555, 563, 571, 575, 579, 583	Nylon bag	ZBAG	12.00	3.50	12.00	16.00	13.00	13.00
ZT	729, 735, 741, 747, 751	Plastic box	TCPB	17.00	8.00	8.00	16.00	16.00	18.00
ZT	800 series	Cardboard box	TP178	18.00	10.00	8.50	18.25	10.50	18.00
ZT	900 series	Cardboard box	TP180	18.00	10.00	8.50	18.25	10.50	18.00

PRODUCT INDEX:

PRODUCT DESCRIPTION	PAGE #	PRODUCT DESCRIPTION	PAGE #
Alloy Light Truck Link Chain	26	Mud Service Light Truck Link Chain Duals	30
Alloy Link Chain Truck Duals	33	Mud Service Light Truck Link Chain Singles	30
Alloy Link Chain Truck Singles	33	Mud Service Link Chain Duals	42
Alloy Radial Chain Repair Tool Kit	64	Mud Service Link Chain Singles	40
ATV Link Chain	49	Link Chain Passenger and LT	20-31
Auto-Trac Link Chain	20-21	Merchandisers Adjustable Stand	65
Link Cross Chain with End Hooks	54-57	Merchandisers Display Rack	65
Cross Chain (Bulk)	63	Merchandisers Display Tire	65
Side Chain (Bulk)	63	Merchandisers Outdoor banner (AD-Sign)	65
Link Chain Passenger Chain Repair Kit	61	Merchandisers Outdoor banner (AD-ZSign)	65
Cable Chain Rubber Tighteners	58	Merchandisers Shelf Stand	65
Cable Chain Replacement Tightener Hooks	60	Merchandisers Static Cling	65
Cable Crossmembers	52-53	Merchandisers Window Banner	65
Cable Inside Fastener Speed Hook	61	Radial Chain Passenger & LT	15
CAM Tightening Tools	60	Radial Chain Repair Kit	61
CAM with Long Link	60	Skid Steer Link Chain	42
Diamond Blue Link Chain	32	Snow Blower Link Chain	49
Diamond Blue Replacement Cross Chain	58	Square Rod Alloy Cross Chain	33
Diamond Blue Side Chain	63	Studded Link Chain Singles and Duals	41
Diamond Blue Side Chain Hold Down	60	Super Z 6	10-11
Duo-Trac Tractor Link Chain	46	Super Z 8	10-11
Emergency Unit Link Chain	40	Super Z Cable Chain Tightener Installation Lever	64
End Fastener	61	Super Z Draw fastener	60
Forklift Link Chain	42	Super Z Dual/Triple & OTR	15
Garden Tractor Link Chain	49	Super Z LT	13
Grader/OTR Link Chain	43	Super Z Passenger	12
Hi-way Tractor Link Chain	46-47	Super Z Rubber Tighteners	59
Ice Scraper	64	Super Z Truck Repair Plier	64
Light Truck Link Chain	20-31	Super Z Truck Single	14
Link Chain 30" Bolt/Chain Cutter	64	TA Truck Duals	16
Link Chain Cross Chain	64	TA Truck Singles	16
Link Chain Cross Chain End Hook		Tech Guide & Tire Size Directory	65
Link Chain Cross Chain Repair Link	62	Tractor Link Chain (Build your own)	48
Link Chain Tightener Hooks	62-63	Tractor Link Chain	42-47
Link Chain Inside Fastener Speed Hook	60	Truck Link Chain Duals	37-41
Link Chain Light Truck Repair Plier	62	Truck Link Chain Singles	34-37
Link Chain Passenger Repair Plier	64	Whitestar Link Chain	22-23
Link Chain Plier Replacement Jaws	64	Whitestar Replacement Cross Chain	58
Link Chain Spring Tightener	64	Whitestar Rubber Tightener	59
Link Chain Straight Link Side Chain	59	Z-Chain	8-9
Link Chain Swivel Hooks	63		
Link Chain Truck Repair Plier	62		
Link Chain Twist Link Cross Chain	64		

PART NUMBER INDEX:

STOCK #	PAGE #	STOCK #	PAGE #	STOCK #	PAGE #	STOCK #	PAGE #	STOCK #	PAGE #
0152005	21	0625610	56	1060856	49	1077810	46	1982110	48
0152505	21	0625910	56	1061056	49	1078410	46	2004610	62
0153005	21	0626010	56	1061256	49	1078610	46	2005010	62
0153505	21	0626310	56	1061556	49	1078710	46	2005110	62
0154005	21	0626510	56	1061756	49	1078810	46	2005310	62
0154505	21	0626610	56	1061856	49	1078910	46	2005410	62
0154705	21	0626710	56	1062055	49	1079010	46	2005510	62
0155005	21	0642610	56	1062056	49	1079110	46	2005710	62
0155305	21	0643410	56	1062155	49	1079310	46	2006420	61
0155505	21	0643610	56	1062156	49	1079410	46	2008020	62
0231705	21	0643810	56	1062255	49	1079510	46	2008220	62
0231805	21	0644610	56	1062256	49	1079610	46	2008420	62
0231905	21	0664010	56	1062655	49	1079710	46	2008520	62
0232105	21	0665010	56	1062656	49	1079810	46	2009320	61
0232405	21	0675010	56	1062755	49	1079810	46	3000110	57
0232605	21	0675310	56	1062756	49	1079910	46	3001010	57
0232805	21	0675610	56	1062856	49	1081010	44	3002010	57
0261220	43	0681910	57	1062955	49	1082010	44	3004010	57
0261520	43	0682110	57	1062956	49	1082210	44	3006010	57
0262420	43	0682210	57	1063055	49	1083010	44	3007010	57
0262720	43	0682410	57	1063056	49	1083210	44	3007110	57
0263320	43	0682510	57	1063155	49	1083510	44	3007190	57
0263620	43	0682610	57	1063156	49	1084410	44	3008010	57
0264220	43	0683410	57	1063455	49	1084610	44	3009010	57
0264520	43	0683810	57	1063456	49	1084910	44	3009090	57
0264820	43	0684610	57	1063855	49	1085410	44	3009510	57
0265120	43	0685310	57	1063856	49	1087110	44	3013012	58
0265420	43	0686010	57	1063956	49	1087710	44	3014012	58
0265720	43	0686310	57	1064155	49	1087910	44	3016112	58
0266020	43	0686610	57	1064156	49	1088010	44	3017012	58
0266320	43	0721310	56	1064355	49	1088210	44	3017112	58
0266620	43	0721410	56	1064356	49	1088310	44	3019012	58
0267220	43	0721510	56	1064555	49	1088410	44	3019112	58
0267520	43	0721610	56	1064556	49	1088510	44	3019312	58
0341055	42	0742010	56	1064655	49	1088610	44	3019712	58
0341056	42	0742210	56	1064656	49	1088710	44	4030102	64
0341095	42	0742610	56	1064756	49	1088810	44	QG20048	59
0341096	42	0960810	57	1065056	49	1088910	44	AD-RACK	65
0342755	42	0961010	57	1065156	49	1089110	44	AD-SIGN	65
0342756	42	0970810	57	1065256	49	1089310	44	AD-ZSIGN	65
0342955	42	0971010	57	1065356	49	1089410	44	AD-ZWINDOW	65
0342956	42	0971210	57	1065556	49	1089510	44	DB2141	32
0342995	42	0971218	57	1070010	46	1089710	44	DB2143	32
0342996	42	0971410	57	1070110	46	1089810	44	DB2145	32
0343555	42	0971418	57	1070210	46	1089910	44	DB2147	32
0343556	42	0972610	57	1070310	46	1191055	42	DB2149	32
0441220	30	0972618	57	1070710	46	1192055	42	DB2151	32
0443520	39	0981110	56	1070810	46	1193055	42	DB30060	63
0443720	39	0981210	56	1070910	46	1195055	42	DB6051	58
0444820	39	0981410	56	1071010	46	1196055	42	DB6053	58
0446120	39	0981610	56	1071210	46	1197055	42	DB9970	60
0621810	56	0981710	56	1072010	46	1198055	42	ES2000	64
0621910	56	0981910	56	1072210	46	1199055	42	H6026-0511	40
0622110	56	0982110	56	1073010	46	1199555	42	H8029-8111	62
0622410	56	0982210	56	1073410	46	1971010	48	H8029-8211	62
0622510	56	0985510	56	1074410	46	1971210	48	H8029-8511	62
0623410	56	1060156	49	1074810	46	1971410	48	H8029-8911	62
0625110	56	1060256	49	1077010	46	1981210	48	H8029-9011	62
0625310	56	1060356	49	1077410	46	1981610	48	QGS9355HD	55
0625410	56	1060456	49	1077610	46	1981910	48	QGS9355HD	55

PART NUMBER INDEX:

STOCK #	PAGE #	STOCK #	PAGE #	STOCK #	PAGE #	STOCK #	PAGE #	STOCK #	PAGE #
QG0103	42	QG20060	61	QG2221CAM	25	QG2839CAM	35	QG4221CAM	28
QG0107	42	QG20061	61	QG2226	25	QG2841	35	QG4228CAM	28
QG0111	42	QG20062	61	QG2228	25	QG2841CAM	35	QG4229CAM	28
QG0117	42	QG20062XL	61	QG2228CAM	25	QG2843CAM	35	QG4235	37
QG0125	42	QG20063	61	QG2229	25	QG2845	35	QG4236HD	38
QG0129	42	QG20064	61	QG2229CAM	25	QG2845CAM	35	QG4237	37
QG0137	42	QG20065	61	QG2234CAM	34	QG2847CAM	35	QG4239	37
QG0822	45	QG20066	61	QG2235	34	QG2849	35	QG4239CAM	38
QG0832	45	QG20068	61	QG2236HD	35	QG2849CAM	35	QG4241	37
QG0834	45	QG20069	59	QG2237	34	QG2851	35	QG4241CAM	38
QG0836	45	QG20070	59	QG2239	34	QG2851CAM	35	QG4243	37
QG0838	45	QG20070-10	59	QG2239CAM	34	QG2853	35	QG4243CAM	38
QG0850	45	QG20071	59	QG2241	34	QG2855	35	QG4244HD	38
QG0852	45	QG20072	59	QG2241CAM	34	QG2855CAM	35	QG4245	37
QG0856	45	QG20073	59	QG2243	34	QG2857	35	QG4245CAM	38
QG0859	45	QG20074	59	QG2243CAM	34	QG2901	40	QG4247	37
QG0862	45	QG20074-10	59	QG2244HD	35	QG2902	40	QG4247CAM	38
QG0866	45	QG20075	60	QG2245	34	QG2903	40	QG4249	37
QG0869	45	QG20078	60	QG2245CAM	34	QG30005	63	QG4249CAM	38
QG0874	45	QG20079P	60	QG2247	34	QG30020	63	QG4250HD	38
QG0876	45	QG20080	62	QG2247CAM	34	QG30040	63	QG4251	37
QG0877	45	QG20081	62	QG2249	34	QG30060	63	QG4255	37
QG0879	45	QG20082	60	QG2249CAM	34	QG30065	63	QG4448	40
QG0880	45	QG20083	60	QG2250HD	35	QG30070	63	QG4461	40
QG0882	45	QG20084	62	QG2251	34	QG30090	63	QG4819	29
QG0883	45	QG20085	62	QG2251CAM	34	QG30100	63	QG4821	29
QG0885	45	QG20086	62	QG2255	34	QG30140	63	QG4828	29
QG0887	45	QG20087	62	QG2255CAM	34	QG30160	63	QG4829	29
QG0889	45	QG20088	60	QG2257	34	QG30270	63	QG4837	38
QG0891	45	QG20089	64	QG2435	30	QG32050	63	QG4839	38
QG0893	45	QG20092	64	QG2437	30	QG32060	63	QG4841	38
QG1114	24	QG20093	64	QG2439	30	QG32070	63	QG4843CAM	39
QG1118	24	QG20094	64	QG2441	37	QG32090	63	QG4845	38
QG1122	24	QG20095	60	QG2445	37	QG3210	27	QG4845CAM	39
QG1126	24	QG20096	61	QG2448	37	QG32100	63	QG4847CAM	39
QG1130	24	QG20098	62	QG2452	37	QG3210CAM	27	QG4849	38
QG1134	24	QG20099	62	QG2612	43	QG32155	63	QG4849CAM	39
QG1138	24	QG20100	62	QG2615	43	QG32160	63	QG4851	38
QG1142	24	QG20151	62	QG2624	43	QG32170	63	QG4855	38
QG1840	24	QG20154	62	QG2627	43	QG3227	27	QG5414	54
QG1850	24	QG20186	62	QG2633	43	QG3227CAM	27	QG5414-30	55
QG1854	24	QG20287	62	QG2636	43	QG3229	27	QG5419	54
QG20022	61	QG2121	26	QG2645	43	QG3229CAM	27	QG5419-30	55
QG20023	61	QG2128	26	QG2648	43	QG3235	27	QG5420	54
QG20027	63	QG2129	26	QG2809	26	QG3237	27	QG5420-30	55
QG20028	63	QG2143	33	QG2811	26	QG3255	36	QG5422	54
QG20029	63	QG2145	33	QG2814	26	QG3261	36	QG5422-30	55
QG20030	59	QG2147	33	QG2814CAM	26	QG3269	36	QG5820	55
QG20032	59	QG2149	33	QG2816	26	QG3269CAM	36	QG5822	55
QG20039	60	QG2151	33	QG2816CAM	26	QG3271CAM	36	QG5822-30	55
QG20046	62	QG2155	33	QG2819	26	QG3810	28	QG5830	55
QG20050	62	QG2209	25	QG2819CAM	26	QG3827	28	QG5830-30	55
QG20051	62	QG2211	25	QG2821	26	QG3829	28	QG5832	55
QG20053	62	QG2214	25	QG2821CAM	26	QG4143	33	QG5900	62
QG20054	62	QG2214CAM	25	QG2828	26	QG4145	33	QG5910	63
QG20055	62	QG2216	25	QG2828CAM	26	QG4147	33	QG6046	54
QG20056	62	QG2216CAM	25	QG2829	26	QG4149	33	QG6048	54
QG20057	62	QG2219	25	QG2829CAM	26	QG4219	28	QG6121	54
QG20058	62	QG2219CAM	25	QG2837	35	QG4219CAM	28	QG6125	54
QG20059	62	QG2221	25	QG2839	35	QG4221	28	QG6153	54

PART NUMBER INDEX:

STOCK #	PAGE #	STOCK #	PAGE #	STOCK #	PAGE #	STOCK #	PAGE #	STOCK #	PAGE #
QG6155	54	QG9387	47	SZ1196	60	TC8615	53	ZT1746	52
QG6160	54	QG9389	47	SZ1198	60	TC8619	53	ZT1802	61
QG6163	54	QG9391	47	SZ123	11	TC8623	53	ZT1803	61
QG6219	54	QG9392	47	SZ127	11	TC8627	53	ZT1807B	60
QG6219-30	55	QG9394	47	SZ129	11	TC8637	53	ZT1807K	60
QG6221	54	QG9396	47	SZ131	11	TC8639	53	ZT1807R	60
QG6221-30	55	QG9397	47	SZ133	11	TC8754	53	ZT1807Y	60
QG6222	54	QG9398	47	SZ1334	52	TC8758	53	ZT1869	59
QG6225	54	QG9399	47	SZ1336	52	TC8762	53	ZT1870	59
QG6226	54	QG9562	54	SZ1338	52	TC8766	53	ZT1874	59
QG6227	54	QG9567	54	SZ1340	52	TC8770	53	ZT1875	59
QG6229	54	QGS343HD	41	SZ1342	52	TC8993	64	ZT1876	59
QG6251	54	QGS343HDC	41	SZ1344	52	WS1003	65	ZT1878	59
QG6253	54	QGS344HD	41	SZ135	11	WS1005	65	ZT1882	59
QG6255	54	QGS344HDC	41	SZ137	11	WS1007	65	ZT1893	64
QG6256	54	QGS355HD	41	SZ139	11	WS1604	23	ZT1897	64
QG6259	54	QGS355HDC	41	SZ143	11	WS1605	23	ZT729	13
QG6260	54	QGS356HD	41	SZ315	12	WS1606	23	ZT735	13
QG6263	54	QGS356HDC	41	SZ319	12	WS1608	23	ZT741	13
QG6265	54	QGS743HD	41	SZ323	12	WS1610	23	ZT747	13
QG6266	54	QGS743HDC	41	SZ327	12	WS1612	23	ZT751	13
QG6426	54	QGS744HD	41	SZ329	12	WS1614	23	ZT8259	52
QG6435	54	QGS744HDC	41	SZ331	12	WS1705	23	ZT8261	52
QG6436	54	QGS755HD	41	SZ335	12	WS1707	23	ZT8263	52
QG6438	54	QGS755HDC	41	SZ339	12	WS8222	59	ZT8265	52
QG6445	54	QGS756HD	41	SZ343	12	WS8223	59	ZT8267	52
QG6630R	54	QGS9340HD	55	SZ429	11	WS8224	59	ZT8269	52
QG6640	54	QGV315	29	SZ435	11	WS8275	60	ZT8275	52
QG6650	54	QGV320	29	SZ441	11	WS8553	58	ZT8277	52
QG6660	54	QGV343HD	36	SZ447	11	WS8557	58	ZT8283	52
QG6819	55	QGV344HD	36	SZ451	11	WS8561	58	ZT835	14
QG6819-30	55	QGV355	36	SZ462	11	WS8565	58	ZT837	14
QG6821	55	QGV356	36	SZ468	11	WS8569	58	ZT841	14
QG6821-30	55	QGV5315	55	SZ474	11	WS8975	58	ZT853	14
QG6822	55	QGV5340HD	55	SZ480	11	WS8979	58	ZT859	14
QG6825	55	QGV5355	55	SZ486	11	Z-539	9	ZT865	14
QG6826	55	QGV743HD	39	SZ492	11	Z-547	9	ZT869	14
QG6853	55	QGV744HD	39	SZ497	11	Z-555	9	ZT877	14
QG6859	55	QGV755	39	TA1939	17	Z-563	9	ZT881	14
QG6860	55	QGV756	39	TA1941	17	Z-571	9	ZT887	14
QG6863	55	QGVC343HD	36	TA1943	17	Z-575	9	ZT891	14
QG6866	55	QGVC344HD	36	TA1945	17	Z-579	9	ZT892	14
QG7213	54	QGVC743HD	39	TA1947	17	Z-583	9	ZT896	14
QG7214	54	QGVC744HD	39	TA1949	17	Z-9380	52	ZT897	14
QG7215	54	SC1014	16	TA1951	17	Z-9384	52	ZT898	14
QG7216	54	SC1018	16	TA2069	17	Z-9388	52	ZT899	14
QG7420	54	SC1022	16	TA2071	17	Z-9390	52	ZT948	15
QG7426	54	SC1026	16	TA3939	17	Z-9394	52	ZT956	15
QG8330	55	SC1030	16	TA3941	17	Z-9398	52	ZT962	15
QG8350	55	SC1032	16	TA3943	17	ZT-118	15	ZT970	15
QG8360	55	SC1034	16	TA3945	17	ZT-132	15	ZT982	15
QG9338	47	SC1036	16	TA3947	17	ZT-141	15	ZT990	15
QG9342	47	SC1038	16	TA3949	17	ZT-143	15	ZT9932	53
QG9346	47	SC1040	16	TA8069	58	ZT-145	15	ZT9933	53
QG9348	47	SC1042	16	TA8085	60	ZT1532	52	ZT9934	53
QG9373	47	SZ1172	58	TA8094	61	ZT1541	52	ZT9935	53
QG9374	47	SZ1174	58	TC2111MM	16	ZT1543	52	ZT9936	53
QG9376	47	SZ1176	58	TC2212MM	16	ZT1545	52	ZT9970	60
QG9377	47	SZ1180	58	TC2512MM	16	ZT1742	52		
QG9379	47	SZ119	11	TC8611	53	ZT1744	52		



PEERLESSTM
INDUSTRIAL GROUP

**Call us at 800-547-6806 or
Email: traction@scc-chain.com**



Our website contains a full line of tire chain, cable chain and accessories.



Headquarters: Winona, Minnesota
PH: 800-873-1916 | FAX: 800-356-1149

**Custom
Lifting Device
Manufacturing**

Jeanette, Pennsylvania
PH: 800-395-2445 | FAX: 800-997-3192
South Holland, Illinois
PH: 708-339-0545 | FAX: 800-334-5643

**Distribution
Centers**

Clackamas, Oregon
PH: 800-547-6806 | FAX: 800-468-4430
Reno, Nevada
Atlanta, Georgia
Portsmouth, Rhode Island
Dallas, Texas
Necedah, Wisconsin



Peerless Industrial Group • 1416 East Sanborn Street • P.O. Box 5349 • Winona, MN • 55987-5349 • www.peerlesschain.com
Specifications are subject to change without notice. ©2012 Peerless Industrial Group 27.76



27.76 • Printed in the U.S.A. • ©2012 Peerless Industrial Group • All rights reserved • No part of this publication may be reproduced in any form or by any means without prior written permission.